


**THE
POWER OF
ENTERTAINMENT**

Highlite, the power of entertainment

Over the years we have made it our top priority to provide a complete array of entertainment solutions which fit the needs and requests of our customers perfectly.

A total package of audio, lighting and visual with the corresponding support and service to complete it. We are constantly developing and engineering new products to add to our wide range, upholding the level of quality and reliability you are accustomed to. We have a lot of new and exciting products for you in store like the DAP EDGE wireless microphones with scan feature and the passive speakers from the PURE-family. Showtec not only presents the compact yet powerful ACT-Series but also expands the LMPY-light controller range with new models. Also check out the new Showtec Pixelstrips with individual pixel control.

Come inside and experience the power of entertainment!







Moving Heads

| | |
|----------------------|---|
| Moving Heads Washers | 4 |
|----------------------|---|



Moving Heads

| | |
|----------------------|----|
| Moving Heads Spots | 8 |
| Moving Heads Washers | 10 |

Light effects

| | |
|-------------------|----|
| Moving Light Bars | 12 |
| Scanners | 14 |
| Effect Lights | 16 |

Battery lights

| | |
|---------------|----|
| Battery Spots | 20 |
|---------------|----|

Deco lights

| | |
|------------|----|
| LED Shapes | 22 |
|------------|----|

Light Bars

| | |
|-------------------|----|
| Light Bars Indoor | 26 |
|-------------------|----|

Parcans

| | |
|-----------------------|----|
| Parcan 46 & Parcan 56 | 27 |
|-----------------------|----|

Spots

| | |
|---------------|----|
| Spots Indoor | 28 |
| Spots Outdoor | 30 |

Theatre Lights

| | |
|---------------|----|
| Theatre Spots | 32 |
|---------------|----|

Floodlights

| | |
|-------------------|----|
| Floodlights White | 40 |
|-------------------|----|

Light controllers

| | |
|-------------|----|
| Fader Desks | 42 |
|-------------|----|

Powerdistribution

| | |
|---------------------|----|
| 240V Extensioncords | 46 |
| Powersplitters | 47 |

Light controllers

| | |
|----------------------|----|
| Software Controllers | 48 |
| Dimmerpacks | 49 |
| DMX Gear | 50 |
| LED Dimmers | 55 |

FX Hardware

| | |
|-------------|----|
| Foggers | 56 |
| Fazers | 57 |
| Low Foggers | 58 |

Lightstands

| | |
|--------|----|
| Stands | 59 |
|--------|----|

Stage Accessories

| | |
|--------|----|
| Stages | 60 |
|--------|----|

Textiles

| | |
|--------------|----|
| Pipe & Drape | 62 |
|--------------|----|

Rigging

| | |
|---------------------|----|
| Showtec Clamps | 63 |
| Chain hoists | 64 |
| Rigging Accessories | 66 |

Truss

| | |
|---------------|----|
| Pro-30 Square | 67 |
|---------------|----|



Downlights

| | |
|----------|----|
| Recessed | 68 |
|----------|----|

Mood lights

| | |
|------------------|----|
| Strip light Flex | 70 |
| Profiles | 76 |

Artecta accessories

| | |
|----------------|----|
| Power supplies | 77 |
| Controllers | 78 |



Amplifiers

| | |
|--------------------|----|
| Digital Amplifiers | 80 |
|--------------------|----|

Speakers

| | |
|--------------------|----|
| Passive Series | 82 |
| Active Series | 86 |
| Plug & Play Sets | 87 |
| Active Series Odin | 88 |

Microphones

| | |
|------------------|----|
| Wireless Systems | 90 |
|------------------|----|

Public Addressing

| | |
|----------|----|
| Speakers | 94 |
|----------|----|

Cases

| | |
|-----------------|----|
| Audio Cases | 96 |
| Light Cases LCA | 97 |

19 Inch Accessories

| | |
|--------------------|-----|
| Gear & Rack Lights | 100 |
|--------------------|-----|

Audio Stands

| | |
|----------------|-----|
| Speaker stands | 102 |
|----------------|-----|



LED Screens

| | |
|----------------------|-----|
| Pixel Screens | 104 |
| Installation Screens | 106 |
| LED Screen Rigging | 108 |

AV Controllers

| | |
|-------------------------------|-----|
| Video Processors | 109 |
| Signal Converters & Splitters | 119 |
| AV software | 122 |



FEATURES:

- Ultrafast movements
- Zoom 3,6° to 60°
- Selectable PWM rate by DMX
- Battery powered display
- White Output Mode
- RDM

iW-741 RDM

41528 RGBW Wash, Electronic Zoom, 3p DMX

415285P RGBW Wash, Electronic Zoom, 5p DMX

The Infinity iW-741 is a compact power-pack which is equipped with 7 RGBW 40W Osram LEDs. Especially selected motors provide ultrafast and precise movements. In combination with motorized zoom a razor sharp 3,6° beam can be produced which changes into a 60° wash effect through various available controlling protocols. The seven O-Star LEDs produce very bright and saturated colours and by changing the PWM through DMX the iW-741 is very well suited for theatre or television applications.

Technical information:

Output: 41888 Lux @ 3m
 Lumen: 3,6° to 60°
 Beam angle: 7x 40W RGBW (Osram)
 Light source:

Electrical:
 Input voltage: 100-240VAC 50/60Hz (auto ranging)
 Power consumption: 295W

Control:
 On board: Battery powered full colour display including gravity sensor
 Mode: DMX, Auto, Master/Slave
 Control Protocol: DMX, RDM
 Control Personality: 15, 20
 Wireless DMX: optional available

Optical system:
 Dimmer: 0-100%, 16 bit
 Dimmer curves: Linear, Square, I-Square,
 S-Curve
 Dimmer speed: Smooth, Fast
 Color balance: Separate RGBW adjustment
 Color mode: RGBW/CMY
 Strobe: 0-20Hz
 Zoom: 3,6° – 60°, motorized

Movement:
 Pan: 540°
 Tilt: 230°
 Pan/Tilt resolution: 16 bit
 Special: Pan/Tilt change black out, User Selectable
 Pan & Tilt ranges, 540/450/360/180°, Reverse Pan / Tilt movement, Fan control (auto, full, silent)

Physical:
 Colour: Black
 Housing: Metal & Fire retardant plastic
 Fixture connection: XLR 3P, Powercon in/out
 Dimensions: 205 x 295 x 395mm
 Weight: 9,36kg

Certification and safety:
 Certification: CE
 Max. ambient temp: 45°



41528 3 pole DMX



41528 5 pole DMX





FEATURES:

- Pixel control
- Zoom 3,6° to 60°
- Selectable PWM rate by DMX
- Battery powered display
- White Output Mode
- RDM

iW-1941 RDM


41529 RGBW Wash, Electronic Zoom

The Infinity iW-1941 moving head washer with a motorized zoom, creating a beam from 3,6° to 60°, produces a massive output due to the use of 19 RGBW 40W Osram Led's. Individual pixels are controlled via DMX, Artnet or RDM. Equipped with features like adjustable pan/tilt range, multiple dimming settings RGBW/CMY option, 0-20Hz strobe and various operating modes, the iW-1941 is a formidable unit in any setup or situation. The iW-1941 combines very fast movements, a wide zoom-range and a powerful output to create spectacular light effects.

Technical information:

| | | | |
|----------------------|---|---------------------------|---|
| Output: Lumen | 101571 Lux @ 3m | Movement: | |
| Beam angle: | 3,6° to 60° | Pan | 540° |
| Light source: | 19x 40W RGBW (Osram) | Tilt | 270° |
| Electrical: | | Pan/Tilt resolution | 16 bit |
| Input voltage | 100-240VAC 50/60Hz (auto ranging) | Special: | Pan/Tilt change black out, User Selectable Pan & Tilt ranges, 540/360/180°, Reverse Pan / Tilt movement, Fan control (auto, full, silent) |
| Power consumption: | 625W | Physical: | |
| Control: | | Colour: | Black |
| On board: | Battery powered full color display including gravity sensor | Housing: | Metal & Fire Retardant plastic |
| Mode: | DMX, Auto, Master/Slave | Fixture connection: | XLR 3&5P, Powercon in/ out |
| Control Protocol: | DMX, Artnet, RDM | Dimensions: | 395 x 310 x 520 mm |
| Control Personality: | 20, 177, 76+13 optional available | Weight: | 19,14 kg |
| Wireless DMX: | | Certification and safety: | |
| Optical system: | | Certification: | CE |
| Dimmer: | 0-100%, 16 bit | Max. ambient temp: | 45° |
| Dimmer curves: | Linear, Square, I-Square, S-Curve | | |
| Dimmer speed: | Smooth, Fast | | |
| Color balance: | Separate RGBW adjustment | | |
| Color mode: | RGBW/CMY | | |
| Strobe: | 0-20Hz | | |
| Zoom: | 3,6° – 60°, motorized | | |







FEATURES:

- Lightweight. Less than 20kg
- Optional WDMX
- Spot, Wash & Beam
- 1:10 Zoomrange with Autofocus

Phantom 280 Hybrid

40078 Black

The Phantom 280 Hybrid is the first luminaire in the Phantom series that is based on an LED light source and combines the functions of a beam and spotlight in a luminaire. Through the use of LED technology, the light beam is homogeneous in both spot and beam mode and thus eliminates the traditional hotspots of beams. The Phantom 280 Hybrid is equipped with an impressive optic that can make a beam from 3° to 25°. Tight beams and impressive projections are no problem for this fixture. Two gobo wheels, one with 12 fixed gobos and one with 7 rotating gobos, provide the most dynamic projections and arial effects. A rotating prism and colour wheel complement this complete moving head. Quicklock mounting brackets are included. Furthermore, all functions are easy to select, set and operate via the clear and graphical display as you are used to from the Phantom series.



Technical information:

Output
Lux @ 5m: 82000 Lux (3.5°) / 2500 lux (32°)
Beam Angle: 3.2° - 32°
Light Source: 280W White LED, 7200K

Electrical:
Input voltage: 100~240VAC, 50/60Hz (auto ranging)
Power consumption: 300W

Control:
On-Board: Full colour display
Control Protocol: DMX512, Auto, Sound, Manual, Master-Slave
Control personality: Advanced 18ch / Basic 13ch




Optical system:
Dimmer: 0-100% Mechanical
Strobe: 0-20Hz
Focus: Motorized
Zoom: Motorized
Prism 1: circular rotating prism
Frost: Yes

Movement:
Pan: 540°
Tilt: 270°
Pan/Tilt resolution: 16 bit
Special: Pan / Tilt movement blackout, User-selectable Pan & Tilt ranges, 540°/360°/180° Reverse Pan / Tilt movement

Gobos & Colours
Gobo wheel 1: 12 + open fixed gobos
Gobo wheel 2: 7 + open rotating gobos
Gobo function: Gobo-flow effect, Gobo shake
Colours: 7 + white
Colour effect: Split-colours, Rainbow-flow effect

Physical:
Colour: Black
Housing: Metal & Flame retardant plastic
Data Connection: XLR 3p in- & output
Power connection: Pro Power in- & output
Dimensions (WxDxH): 364 x 211 x 610 mm
Weight: 19.1Kg

Certification and Safety:
Certification: CE
Max Ambient temp.: 40°
Minimum distance objects: 3m





WIRELESS SOLUTION
MADE IN SWEDEN



FEATURES:

- IP-65
- Zoom range 6 - 35°
- 19x 20W Wash effect
- RGB LED FX Ring
- Wireless DMX as standard

Polar 1920 Wash

40104 IP-65 Moving Head

The Showtec Polar Wash 1920 is an innovative and versatile IP65 Wash moving head. Equipped with 19x20W Osram RGBW LED. Finishing touch and additional feature is a separate LED-ring which can create awesome effects. This gives you the freedom to design awesome visuals through DMX-512, RDM, Art-net or SACN. With a zoom-range of 6° to 35° and a choice of various colour mixing modes like HSIC, RGBW or CMY the Showtec Polar Wash FX delivers every time. Compact in size and light weight but it will make sure that its effect cannot be ignored. The Showtec Polar 1920 Wash will fit perfectly into any rental fleet, is ideal for mobile applications or for outdoor use at festivals or amusement parks.



Technical information:

Output:
Lux @ 1m: 300000lux (4.5°)
Lux @ 1m: 15000lux (35°)
Light Source: 19x 20W(RGBW)
Beam Angle: 6 - 35°

Electrical:
Input voltage: 100-240V AC / 50-60Hz (auto ranging)
Max. Power consumption: 350W



Control:
On Board: Display
Control protocol: DMX-512, Art-net, RDM, SACN, Wireless DMX
Control personality: HSIC(13ch), CMY(15CH), Person1(22ch), Person2(29ch), Pixel(45CH)

Optical system:
Dimmer: 0-100% (16bit)
Strobe: 0-25Hz
Zoom range: 6 - 35°
Led group: RGB colour light, can present the circular arrangement, flowing water, chasing, Single point control effect

Movement:
Pan: 540°
Tilt: 270°
Pan/Tilt resolution: (8-16 bit)
Special: Pan/Tilt movement black out, user selectable pan/tilt ranges

Physical:
Cooling: Forced convection
Colour: Black
Casing: Die-cast Aluminium
Data connections: XLR 5P / RJ-45
Power connections: Seetronic Input
Dimensions: 416 x 356 x 488 mm
Ambient Temperature: -20°C ~ 45°C
IP Rated: IP65
Weight: 22.84 kg

Certification and safety:
Certification: CE, MET





Phantom 1220 Zoombar

40090

The Showtec Phantom 1220 Zoombar: complete your light show with great visuals and stunning light animations! This moving LED bar with motorized tilt is equipped with 12 x 20W RGBW LEDs, great optics and is fully pixel controllable. The zoom range of 6 to 35 degrees makes it possible to create a narrow multicoloured lightcurtain or turn into a nice wash effect. The 19 & 24 channel personalities make it possible to use the fixture in a basic mode with colourflows and macros. The more advanced 72, 84 and 129 channel personality is available too, allowing full pixel control for the advanced light designers.


Technical information:

| | |
|--------------------|---|
| Power Supply: | 100-240 VAC |
| Power Consumption: | 240 W |
| Weight: | 13 kg |
| Dimensions LxWxH: | 1000 x 930 x 235 mm |
| Connection Data: | XLR 3 & 5p in / out |
| Housing: | Metal & Flame-retardant plastic |
| Certification: | CE |
| Light Source: | 12 x 20W RGBW |
| Beam Angle: | 6 - 35 ° |
| On Board: | Full colour display |
| DMX channels: | 19, 24, 72, 84, 129 |
| Dimmer: | 0-100 % |
| Strobe: | 0-20 Hz |
| Lux @2m: | 57300 Lux |
| Lumen: | 3500 lm |
| Control Protocol: | DMX512, Auto, Sound, Manual, Master-Slave |
| Ambient Temp.: | 0 ~ +40 °C |
| Connection Power: | Pro Power in- & output |
| Tilt: | 210 ° |

FEATURES:

- 12 x 20w RGBW LED
- Fast Motorized Tilt
- Motorized Zoom (6 to 45 degrees)
- Pixel control
- Quick lock mounting brackets







Kanjo Scan 60

45012

The Kanjo Scan 60 is an ultra-compact and impressive scanner. It is equipped with a bright 60W LED source with a cool white color (7500K). The scanner has 7 dynamic gobos and 7 vivid colors. The lightweight mirror with special coating allows ultra-fast movements and excellent projections.


Due to the compact size the Kanjo scan is the ideal solution for applications where a low headroom is available. Furthermore the compact size makes it the ideal fixture for mobile applications.

Technical information:

| | | | |
|--------------------|----------------------|----------------------|----------------------------|
| Power Supply: | 100 - 240 VAC | Dimmer: | 0-100 % |
| Power Consumption: | 100 W | Strobe: | 0 - 15 Hz |
| Weight: | 3.52 kg | Focus: | Manual |
| Dimensions LxWxH: | 335 x 160 x 185 mm | Control Protocol: | DMX512 |
| Connection Data: | 3 Pole XLR in- & out | Ambient Temp.: | 0 ~ +40 °C |
| Housing: | Metal | Connection Power: | IEC in- & output |
| IP Rating: | IP 20 | Colour Wheel 1: | 7 dichroic-filters + white |
| Light Source: | 60W LED, 7500K | Pan: | 160 ° |
| Beam Angle: | 18 ° | Pan/Tilt Resolution: | 16 bit |
| On Board: | LED Display | Gobo Wheel 1: | 7 + open fixed gobos |
| DMX channels: | 8, 10 | | |

FEATURES:

- Compact Size
- Gobo and Color Wheel
- Sound Control
- Master/Slave Function



Kanjo Barrel 60**45013**

The Kanjo Barrel 60 is an ultra-compact and impressive barrel effect. It is equipped with a bright 60W LED source with a cool white color (7500K). The barrel has 7 dynamic gobos and 7 vivid colors. The lightweight mirror drum with special coating allows ultra-fast movements and excellent projections.

Due to the compact size the Kanjo Barrel is the ideal solution for applications where a low headroom is available. Furthermore the compact size makes it the ideal fixture for mobile applications.

Technical information:

| | | | |
|--------------------|----------------------|----------------------|----------------------------|
| Power Supply: | 100 - 240 VAC | Dimmer: | 0-100 % |
| Power Consumption: | 100 W | Strobe: | 0 - 15 Hz |
| Weight: | 4 kg | Focus: | Manual |
| Dimensions LxWxH: | 335 x 160 x 185 mm | Control Protocol: | DMX512 |
| Connection Data: | 3 Pole XLR in- & out | Ambient Temp.: | 0 ~ +40 °C |
| Housing: | Metal | Connection Power: | IEC in- & output |
| IP Rating: | IP 20 | Colour Wheel 1: | 7 dichroic-filters + white |
| Light Source: | 60W LED, 7500K | Pan: | 160 ° |
| Beam Angle: | 18 ° | Pan/Tilt Resolution: | 16 bit |
| On Board: | LED Display | Gobo Wheel 1: | 7 + open fixed gobos |
| DMX channels: | 8, 10 | | |

**FEATURES:**

- Compact Size
- Gobo and colorwheel
- Sound Control
- Master/Slave function





Dataflower

43168 LED - 100W

The Dataflower brings a classic evergreen back with the latest technology. Equipped with a bright and powerful LED light source it produce a wide pattern of moving and coloured gobos on to walls and dance floors. In combination with smoke either haze it also produces stunning aerial effects.


Vivid colors and an optimized selection of gobos makes the Dataflower the ideal fixture for many gigs. The Dataflower has a wide beam angle but still packs a punch over a long distance thanks to its superior optics and high output LED.

Technical information:

| | |
|---------------------|----------------------------|
| Power Supply: | 100 - 240 VAC |
| Power Consumption: | 117 W |
| Weight: | 4 kg |
| Dimensions LxWxH: | 307,3 x 265 x 201,4 mm |
| Connection Data: | 3 Pole XLR in- & out |
| Certification: | CE |
| Light Source: | 100W LED |
| Colour Temperature: | 7400 K |
| Beam Angle: | 40 ° |
| DMX channels: | 2, 5, 7 |
| Dimmer: | 0-100 % |
| Strobe: | 0 - 20 Hz |
| Control Protocol: | DMX512 |
| Ambient Temp.: | 0 ~ +40 °C |
| Connection Power: | IEC in- & output |
| Colour Wheel 1: | 9 dichroic-filters + white |
| Gobo Wheel 1: | 11 gobos + open |

FEATURES:

- 100W High Power LED
- Dynamic Sound to Light Control
- DMX Control
- Superb Aerial Effects



Lightset PRO 9/10 RGBM**30290** RGBM

The LightsetPRO 9/10 RGBM is a high level and rental friendly T-bar with 4 spots equipped with each 9 pieces of 10w RGB and Mint led's. Due to adding of the mint led it is possible to create much better high quality white and pastel colors.

Also 20° and 40° beam shapers are optional available to adapt the bundle to your specific purpose.

The T-bar is lightweight and can be placed on a stand or you can use the included quick lock brackets for hanging in a truss.

Technical information:

| | | | |
|--------------------|--|-------------------|---|
| Power Supply: | 100-240 VAC | DMX channels: | 4,5,6,8,10,16,19 |
| Power Consumption: | 245 W | Dimmer: | 0-100% % |
| Weight: | 12,6 kg | Strobe: | 0-20 Hz |
| Dimensions LxWxH: | 1300x140x350 mm | Control Protocol: | DMX512, Auto, Sound, Manual, Master-Slave |
| Connection Data: | XLR 3 & 5p in / out | Cable Length: | 5 m |
| Housing: | Aluminium High grade die cast | Ambient Temp.: | -10 ~ +45 °C |
| Certification: | CE | Diameter Tube: | 28 mm |
| Beam Angle: | 8° (20° and 40° by optional diffusers) * | LED light Source: | RGBM |
| Refresh Rate: | >1000 Hz | Connection Power: | Pro Power in- & output |

FEATURES:

- Professional T-bar
- 4-in-1, 10 Watt RGBM LED's
- Compact sturdy spots
- Multiple optional Beam Shapers
- Including 5M Pro-Power Cable



Stand not included (70912)

**Beamshaper for Lightset Pro 9/10 RGBM****30291** 20° (1 piece)**Beamshaper for Lightset Pro 9/10 RGBM****30292** 40° (1 piece)

Dedicated Lightset PRO 9/10 RGBM filter to change the output beam angle to 20° or 40°. Connection to the unit via Magtags. Magtags are a very easy way to make a quick and precise connection without the use of tools, clamps or screws.



Stand not included (70912)

Pinspot Bar 4

30295 RGBW

The Pinspot Bar 4 is a high-output bar with 4 individual pin spots. This bar is lightweight which makes it ideal for many different events and purposes. The included 20° beam shapers are making the bar very suitable for highlighting buffets, displayed products or pointing out tables. This superb bar produces a bright narrow 4,5° beam or 20° wash of light output. The T-bar can be placed on a stand with the included 28mm spigot or you can use the also included Quick lock brackets for hanging in a truss. Direct mounting of a clamp is possible as well due to the M10 thread holes. You can easily setup each individual spot with the onboard controls, just connect main power of the bar and you are ready to go.

Technical information:

| | | | |
|--------------------|----------------------------------|-------------------|---|
| Power Supply: | 100 - 240 VAC | Dimmer: | 0-100 % |
| Power Consumption: | 90 W | Strobe: | 0 - 20 Hz |
| Weight: | 6.5 kg | Control Protocol: | DMX512, Auto, Sound, Manual, Master-Slave |
| Dimensions LxWxH: | 800x155x260 mm | Cable Length: | 5 m |
| Connection Data: | XLR 3 & 5 pole | Ambient Temp.: | 0 ~ +40 °C |
| Housing: | Die-cast aluminium | Diameter Tube: | 28 mm |
| Certification: | CE | LED light Source: | RGBW |
| Beam Angle: | 4,5 (20° by included diffusor) ° | Connection Power: | Pro Power in- & output |
| DMX channels: | 4.5.6.8.10.16.19 | | |

FEATURES:

- Independent control
- Super lightweight
- Including magnetic beamshapers
- Including 5M Pro-Power Cable



Beamshaper for Pinspot Bar 4 RGBW & WW (1 piece)

30297 20°

Dedicated Pinspot Bar filter to change the output beam angle to 20°. Connection to the unit via Magtags. Magtags are a very easy way to make a quick and precise connection without the use of tools, clamps or screws.



Technical information:

| | |
|-------------|---------|
| Weight: | 0.15 kg |
| Beam Angle: | 20 ° |



Without beamshaper



With beamshaper



Without beamshaper



With beamshaper

Pinspot Bar 4

30296 WW

The Pinspot Bar 4 WW is a high-output bar with 4 individual pin spots. This bar is lightweight which makes it ideal for many different events and purposes. The included 20° beam shapers are making the bar very suitable for highlighting buffets, displayed products or pointing out tables. This superb bar produces a bright narrow 4,5° beam or 20° wash of a 3000K warm white light output. The T-bar can be placed on a stand with the included 28mm spigot or you can use the included Quick lock brackets for hanging in a truss. Direct mounting of a clamp is also possible due to the M10 thread holes. You can easily setup each individual spot with the onboard controls, just connect main power of the bar and you are ready to go.

Technical information:

| | | | |
|--------------------|----------------------------------|-------------------|---|
| Power Supply: | 100 - 240 VAC | Strobe: | 0 - 20 Hz |
| Power Consumption: | 75 W | Control Protocol: | DMX512, Auto, Sound, Manual, Master-Slave |
| Weight: | 6.5 kg | Cable Length: | 5 m |
| Dimensions LxWxH: | 800x155x260 mm | Ambient Temp.: | -10 ~ +45 °C |
| Connection Data: | XLR 3 & 5 pole | Led: | 5W, 3000K |
| Housing: | Die-cast aluminium | Diameter Tube: | 28 mm |
| Certification: | CE | LED light Source: | White LED |
| Beam Angle: | 4,5 (20° by included diffusor) ° | Connection Power: | Pro Power in- & output |
| DMX channels: | 4,5,6,8 | | |
| Dimmer: | 0-100 % | | |

FEATURES:

- Independent control
- Super lightweight
- Including magnetic beamshapers
- Including 5M Pro-Power Cable



Stand not included (70912)



Without beamshaper



With beamshaper





Event Dot 15

44011

The Event Dot 15 is a compact but extremely versatile battery operated fixture. Equipped with an 15W RGBW and 8° optics it projects a tight and strong beam. In order to be more versatile two additional diffusers (15° and 30° degrees) as well a dome diffuser are included. The Event Dot 15 can be mounted in many positions due to the several mounting options. It comes standard with a free standing bracket, it has a built-in magnet for easy mounting on metal objects, it has a tilt adjuster for adjusting the beam when positioned flat on a floor and last but not least it can be mounted with Velcro due to the slot on the bottom of the fixture. The Event Dot 15 can be controlled by Wi-Fi and infra-red (remote control optional available). Built-in colours are preprogrammed and by the app it is easy to setup and control your fixtures by your smartphone. For use in Wi-Fi mode we strongly suggest to use a professional router. The Event Dot 15 is the right tool to illuminate the smallest detail of your event.

Technical information:

Dimensions LxWxH: 143 x 101 x 81 mm
 IP Rating: IP 20
 Beam Angle: 8 (15°, 30° by included diffusers) °
 DMX channels: 1, 2, 4, 5, 6, 9
 Control Protocol: Wi-Fi, IR Remote, Artnet (over Wi-Fi)
 LED light Source: RGBW
 Battery Voltage: 7.4 V
 Battery Capacity: 5200 mAh
 Battery Power: 38.5 W
 Battery Position: Internal



FEATURES:

- Compact Size
- Multiple mounting possibilities
- Including 3 different diffusers
- Up to 16 hours battery life (color mixing)



Case for 6 pcs Event Dot 15

44012

Hard plastic dedicated case for 6pcs Showtec Event Dot 15. The preformed foam interior offers ample protection for on-the-road purposes for 6 units with some spare space for accessories.

Equipment not included.

Technical information:

Dimensions LxWxH: 530x410x190 mm



Cover for the EventLITE 4/10 Q4 (44060)

44065 Chrome

44066 White

Dedicated chrome or white cover for the Showtec EventLite 4/10 Q4. It automatically adds a more stylish look to events like theme nights, fashion events or boutique openings. Simply slide the cover over the EventLite and you are good to go.

Equipment not included.





Razor Blade 12

44550 4° Beam Angle

The Showtec Razor Blade 12, is a 2in1 LED matrix bar equipped with 12pcs 5W Warm White High Power LEDs(4° beam angle) and 96pcs RGB LEDs. Razor Blade 12 has a 4, 9, 48, 300 channel personality to serve the basic users as well as the advanced users. The 4 & 9 channel mode allow users to control all basic functions and built-in programs, 48 & 300 channel mode allow users to gain full control of all pixels to create stunning effects. The Razor Blade 12 can be controlled by DMX, Artnet and Klingnet, but can also be used as a stand-alone fixture with built-in programs. When using multiples units the built-in programs can be synchronized due to master/slave function. Razor Blade 12 the perfect tool for any show!

Technical information:

| | |
|----------------------|--|
| Power Supply: | 100 - 240 VAC |
| Power Consumption: | 69 W |
| Weight: | 2.87 kg |
| Dimensions LxWxH: | 1000 x 74 x 158 (incl. bracket) mm |
| Connection Data: | XLR 3&5p & RJ-45 in- & out |
| Housing: | Black Metal / Black frost (Flame retardant Plastic) |
| IP Rating: | IP 20 |
| Light Source: | 12 x 5W Warm White / 96 RGB SMD LED |
| Beam Angle: | 4° |
| Dimmer: | 0-100% % |
| Control Protocol: | DMX512, Artnet, Klingnet, Master/Slave, Auto, Manual |
| Control Personality: | 4, 9, 48, 300CH |
| Cooling: | Convection |
| Ambient Temp.: | -5 - +40 °C |
| Display: | OLED |
| Connection Power: | Pro Power in- & output |



FEATURES:

- 12x 5W Warm White High power LEDs / 4° Beam Angle
- 96x SMD5050 RGB LED
- DMX / Artnet / Klingnet
- Full Pixel control





Pixelstrip 20

44501 50cm

The Showtec Pixelstrip 20 is a 50cm Pixelstrip with 20 individual controllable RGB pixels. Pixelstrip 20 only works with the dedicated Pixelcontroller (44510). All Pixelstrips can be daisy-chained easily and connected to the Pixel controller by a single Cat cable. You can use and mix Pixelstrip 20 & 40 anyway you want (up to 4mtr. Pixelstrip per output port) Pixelstrip 20 comes with standard black frosted cover. The front cover can be changed easily for the optional available: Acrylic Flat Cover Milky(44504) or Acrylic Dome Cover White(44506). Due to the flexible rigging-system it can be rigged easily to any structure and the side connecting plate allows users to align strips perfectly. Pixelstrip 20 is the perfect tool to enhance your show!

Technical information:

| | |
|------------------------|--|
| Weight: | 0.88 kg |
| Housing: | Black / Metal |
| IP Rating: | 20 |
| Control Mode: | DMX, Artnet, Klingnet, Master/Slave, Auto, Manual |
| Ambient Temp.: | -5 ~ +40 °C |
| Connection: | RJ 45 In / Output |
| Pixel Pitch: | 25 mm |
| Dimensions: | 500 x 37 x 40 (excl. bracket) mm |
| LED colour: | RGB |
| Front Cover: | Black / Frosted |
| Output limit: | Max. 4 mtr. Pixelstrip per output port |
| Maximum Cable Length : | Maximum 10 mtr. (CAT5) cable Pixelcontroller to Pixelstrip |

FEATURES:

- 50cm / 20 RGB pixels
- Control by DMX / Artnet / Klingnet
- Flexible rigging system
- Various available front covers



Pixelstrip 40

44502 100cm

The Showtec Pixelstrip 40 is a 100cm Pixelstrip with 40 individual controllable RGB pixels. It comes with standard black frosted cover, the front cover can be changed easily for the optional available: Acrylic Flat Cover Milky(44503) or Acrylic Dome Cover White(44505). Pixelstrip 40 only works with the dedicated Pixelcontroller (44510). All Pixelstrips can be daisy-chained easily and connected to the Pixel controller by a single Cat cable. You can use and mix Pixelstrip 40 & 20 anyway you want (up to 4mtr. Pixelstrip per output port) Due to the flexible rigging-system it can be rigged easily to any structure, the side connecting plate allows users to align strips perfectly. Pixelstrip 40 is the perfect tool to create amazing effects.

Technical information:

| | |
|------------------------|---|
| Weight: | 1.3 kg |
| Housing: | Black / Metal |
| IP Rating: | IP 20 |
| Control Mode: | DMX, Artnet, Klingnet, Master/Slave, Auto, Manual |
| Ambient Temp.: | -5 ~ +40 °C |
| Connection: | RJ 45 In / Output |
| Pixel Pitch: | 25 mm |
| Dimensions: | 1000 x 37 x 40 (excl. bracket) mm |
| LED colour: | RGB |
| Front Cover: | Black Frosted |
| Output limit: | Max. 4 mtr. Pixelstrip per output port |
| Maximum Cable Length : | Maximum 10mtr. (CAT5) cable Pixelcontroller to Pixelstrip |

FEATURES:

- 100cm / 40 RGB pixels
- Control by DMX / Artnet / Klingnet
- Flexible rigging system
- Various available front covers



Acrylic Flat Cover Milky

44503 for Pixelstrip 40

44504 for Pixelstrip 20

The standard black frosted cover of the Pixelstrip 40 can be easily replaced for the Acrylic Flat Cover Milky. Therefore it's easy to adapt the appearance of your Pixelstrip anytime/anywhere!



Acrylic Dome Cover White

44505 for Pixelstrip 40

44506 for Pixelstrip 20

The front covers of the Pixelstrip 40 can be easily replaced. With the optional available front covers you can adapt the appearance of your Pixelstrip anytime/anywhere!

The Acrylic Dome Cover White offers a round cover which illuminates equally and therefore increases the viewing angle up to 180°. The dome cover can be easily replaced and comes with two custom side cover plates.





Pixel Controller

44510

The Showtec Pixel Controller can be used with the Pixelstrip 20 and 40. Each controller can handle up to 16mtr. of Pixelstrip, divided over four outputs. All Pixelstrips can be easily daisy chained and connected to the Pixel Controller by a single Cat cable.

You can use and mix Pixelstrip 20 & 40 any way you want (up to 4mtr. Pixelstrip per output) The Pixel Controller can be controlled by DMX, Artnet and Klingnet, but can also be used as a stand-alone controller with built-in programs. When using multiples units the built-in programs can be synchronized due to master/slave function. There are several modes available, 8 Ch. mode allows users to control all basic functions, when using the 480 or 1920 Ch. (Artnet only) mode users gain full control of all pixels to create stunning effects.

Technical information:

| | |
|-------------------------|---|
| Power Supply: | 100 ~240V VAC |
| Weight: | 2.03 kg |
| Connection Data: | XLR 3&5p & RJ-45 in- & out |
| Housing: | Metal |
| Housing Colour: | Black |
| IP Rating: | IP 20 |
| Control Protocol: | DMX512, Artnet, Klingnet, Master/Slave, Auto, Manual |
| Control Personality: | 8, 480, 1920CH |
| Ambient Temp.: | -5 ~ +40 °C |
| Display: | OLED Display |
| Power Consumption Max.: | 226 W |
| Connection Power: | Pro Power in- & output |
| Dimensions: | 342 x 210 x 62 mm |
| Output limit: | Max. 4mtr. Pixelstrip per output port |
| Maximum Cable Length : | Maximum 10mtr. (CAT5) cable Pixelcontroller to Pixelstrip |

FEATURES:

- DMX / Artnet / Klingnet
- Full Pixel control



E27 Extensioncable

- 30790** 50cm
- 30791** 100cm
- 30792** 200cm
- 30793** 300cm



Extend your creativity and add another level to any E27-socket setup, literally. The Showtec E27 Dropper extension-cables, available in lengths of 50cm, 1mtr, 2mtr and 3mtr, offer exactly that. Change your presentation by simply using these extension-cables. Just add some Droppers to give your venue a different look and feel instantly. You can change the look and feel of an Edison-setup just by using various lengths of Showtec Dropper cables.



Illumisphere 30**41122** 30cm

The Illumisphere series are stylish LED shapes suitable for event decorations, trade shows, corporate events and so on. They are the right tool to create a magical and cozy atmosphere to your event

The Illumispheres are equipped with bright RGBW LED's ensuring powerful and rich colors. Setup is done easy by the OLED screen. For safe mounting an hanging eye is equipped.

Technical information:

| | |
|--------------------|----------------------------------|
| Power Consumption: | 40 W |
| Weight: | 2.5 kg |
| IP Rating: | IP 20 |
| Light Source: | 192x SMD RGBW LED |
| Refresh Rate: | >1000 Hz |
| DMX channels: | 1, 4, 6, 8 |
| Diameter: | 300 mm |
| Control Mode: | DMX, Auto, Sound, Master / Slave |
| Cable Length: | 0.85 m |
| LED light Source: | RGBW |
| Connection Power: | Schuko |
| Connection DMX: | XLR 3p In/Out |

FEATURES:

- High Output LED Sphere
- RGBW LED Source
- DMX Control
- OLED Display

**Illumisphere 50****41123** 50cm

The Illumisphere series are stylish LED shapes suitable for event decorations, trade shows, corporate events and so on. They are the right tool to create a magical and cozy atmosphere to your event

The Illumispheres are equipped with bright RGBW LED's ensuring powerful and rich colors. Setup is done easy by the OLED screen. For safe mounting an hanging eye is equipped.

Technical information:

| | |
|--------------------|----------------------------------|
| Power Consumption: | 100 W |
| Weight: | 3.6 kg |
| IP Rating: | IP 20 |
| Light Source: | 462x SMD RGBW LED |
| Refresh Rate: | >1000 Hz |
| DMX channels: | 1, 4, 6, 8 |
| Diameter: | 500 mm |
| Control Mode: | DMX, Auto, Sound, Master / Slave |
| Cable Length: | 0.85 m |
| LED light Source: | RGBW |
| Connection Power: | Schuko |
| Connection DMX: | XLR 3p In/Out |

FEATURES:

- High Output LED Sphere
- RGBW LED Source
- DMX Control
- OLED Display





Pixelbar 16Q6

41308 RGBWA-UV

The Showtec Pixelbar 16Q6 is a cost effective LED bar with 16x 6-in-1 RGBWA-UV LEDs. In order to ensure full control it offers full pixel control in 101 channel mode to create beautiful colour flows but can also be controlled in 6, 8, 12, 96, HSV & HSI mode for more basic use. With the RGBWA-UV LEDs it is possible to create both saturated and pastel colours. The UV colour makes the Pixelbar suitable for special FX in combination with e.g. UV colors. A clear LCD display with an intuitive menu structure makes setting up as easy as ABC. Multiple mounting positions make rigging easy allowing creative setups.

Technical information:

| | | | |
|--------------------|-----------------------|-------------------|-----------------------------|
| Power Supply: | 100-240 VAC | DMX channels: | 6, 8, 12, 96, 101, HSV, HIS |
| Power Consumption: | 170 W | Dimmer: | 0-100 % |
| Weight: | 6.5 kg | Strobe: | 0-25 Hz |
| Dimensions LxWxH: | 1043,5 x 136 x 183 mm | Control Mode: | DMX, Stand Alone, Artnet |
| Connection Data: | ProCat In/Out | Cooling: | Aluminium heatsink |
| Housing: | Black | Ambient Temp.: | -10 - 40 °C |
| Certification: | CE | Display: | LCD Display |
| IP Rating: | IP 20 | Connection Power: | Pro Power in - & output |
| Light Source: | 16x RGBWA-UV LED | Connection DMX: | XLR 3/5p In/Out |
| Beam Angle: | 25 ° | Ethernet speed: | 100Base-T |
| Refresh Rate: | 12.000 Hz | | |



- FEATURES:**
- RGBWA-UV LED
 - Pixelcontrol
 - DMX, Artnet Control
 - Brackets included.



PAR 46 Warm-On-Dim**43314**

The Par series with Warm-On-Dim technology offer a wide range of classic parcans equipped with the latest LED Technology. The Warm-on-Dim technology mimics the dimming curves of traditional tungsten fixture by having a 3000K color temperature at 100% output and a 1800K color temperature once dimmed down to 5%. Furthermore the advanced LED technology offers a high CRI which is over 95. Also due to the use of LED there is no radiation of UV which makes this series safe to use in e.g. clothing shops and galleries.

Technical information:

| | | | |
|--------------------|-----------------------------|------------------------|--------------------|
| Output | | Physical | |
| Distance: | >15m | Dimensions (LxWxH): | 340 x 195 x 267 mm |
| LED Quantity: | 1 x 28W | Weight: | 1.3 Kg |
| Output: | 1800 Lumen | IP Rating: | IP-20 |
| Refreshrate: | 400Hz | Operating temperature: | -20°C - 45°C |
| Dimmer: | 1-100% (by external dimmer) | Housing: | Aluminium |
| Beam Angle: | 60° | Connections: | Schuko / VDE Plug |
| CRI: | 95 | Cooling: | Convection |
| Colourtemperature: | 1800 (1%) - 3000K (100%) | Filterframe: | Included |

| | |
|--------------------|-----------------|
| Electrical | |
| Input Voltage: | 230VAC, 50/60Hz |
| Power consumption: | 29W @FO |
| Power Factor: | 0,98 |

FEATURES:

- Warm on Dim technology
- Triac Dimming
- High CRI
- No UV

**PAR 56 Warm-On-Dim****43315**

The Par series with Warm-On-Dim technology offer a wide range of classic parcans equipped with the latest LED Technology. The Warm-on-Dim technology mimics the dimming curves of traditional tungsten fixture by having a 3000K color temperature at 100% output and a 1800K color temperature once dimmed down to 5%. Furthermore the advanced LED technology offers a high CRI which is over 95. Also due to the use of LED there is no radiation of UV which makes this series safe to use in e.g. clothing shops and galleries.

Technical information:

| | | | |
|--------------------|-----------------------------|------------------------|--------------------|
| Output | | Physical | |
| Distance: | >15m | Dimensions (LxWxH): | 365 x 228 x 323 mm |
| LED Quantity: | 1 x 35W | Weight: | 1.5 Kg |
| Output: | 3380 Lumen | IP Rating: | IP-20 |
| Refreshrate: | 400Hz | Operating temperature: | -20°C - 45°C |
| Dimmer: | 1-100% (by external dimmer) | Housing: | Aluminium |
| Beam Angle: | 60° | Connections: | Schuko / VDE Plug |
| CRI: | 95 | Cooling: | Convection |
| Colourtemperature: | 1800 (1%) - 3000K (100%) | Filterframe: | Included |

| | |
|--------------------|-----------------|
| Electrical | |
| Input Voltage: | 230VAC, 50/60Hz |
| Power consumption: | 29W @FO |
| Power Factor: | 0,99 |

FEATURES:

- Warm on Dim technology
- Triac Dimming
- High CRI
- No UV





Compact Par 18 Q4

42589 Black body

42588 White body

The Showtec Compact Par 18 Q4 is a powerful Parcan equipped with 18 x 7W RGBW LEDs. Because of its optimized lenses, the Compact Par 18 Q4 produces a bright beam with vivid colours and excellent colour mixing capabilities. Common connectors enable a perfect fit in any gig or tour. Also 3 and 5 pole XLRs are standard as well as power connectors by ProPower Blue and ProPower White. The LCD display allows for fast setup and an easy operation of the fixture.

Technical information:

| | |
|--------------------|--------------------------|
| Power Supply: | 100~240VAC, 50/60 Hz VAC |
| Power Consumption: | 132 W |
| Weight: | 5.2 kg |
| Dimensions LxWxH: | 313 x 302 x 131 mm |
| Connection Data: | XLR 3 & 5p in / out |
| Housing: | Die-cast Aluminium |
| Housing Colour: | Black |
| Certification: | CE |
| Light Source: | 18 x 7W RGBW LED |
| Beam Angle: | 15 ° |
| Refresh Rate: | 12.000 Hz |
| DMX channels: | 4, 6, 10 |
| Dimmer: | 0-100 % |
| Strobe: | 20 Hz |
| Lux @2m: | 10000 Lux |
| Control Mode: | DMX, Manual, Auto |
| Cooling: | Convection |
| Ambient Temp.: | -10 ~ 40 °C |
| Connection Power: | Pro Power in- & output |



FEATURES:

- Compact Design
- Convection Cooling
- Easy Linking of Power and DMX
- RGBW LED Source



Luna Par 60 Q4**43321**

The Showtec Luna Par series offer compact and stylish LED fixtures which are suitable for many applications. They are equipped with dedicated COB LED modules offering RGBW colour mixing.

Standard they have a beam angle of 90 degree ideal for wall washing and venues with a low headroom. With the included diffusor the beam can be narrowed down to 25 degrees. On the backside a clear OLED screen allows you to define all settings without any hassle.

The stylish housing makes the Luna series to an attractive fixture which is suitable to put in any interior.

Technical information:

| | |
|--------------------|-----------------------------|
| Power Supply: | 100 - 240 VAC |
| Power Consumption: | 65 W |
| Dimensions LxWxH: | 254 x 229 x 152 mm |
| Connection Data: | 3 Pole XLR in- & out |
| Certification: | CE |
| Light Source: | COB LED |
| Beam Angle: | 90 ° |
| Refresh Rate: | >1000 Hz |
| DMX channels: | 4, 6, 11 |
| Dimmer: | 0-100 % |
| Strobe: | 0 - 20 Hz |
| Lumen: | 3700 lm |
| Control Mode: | DMX |
| Cooling: | Fan, Temperature controlled |
| Ambient Temp.: | -10 ~ +45 °C |
| Connection Power: | Pro Power in- & output |

**FEATURES:**

- Compact Housing
- Including 25 degree diffusor
- OLED screen for easy setup
- Stylish design

**Luna Par 120 Q4****43322**

The Showtec Luna Par series offer compact and stylish LED fixtures which are suitable for many applications. They are equipped with dedicated COB LED modules offering RGBW colour mixing.

Standard they have a beam angle of 90 degree ideal for wall washing and venues with a low headroom. With the included diffusor the beam can be narrowed down to 25 degrees. On the backside a clear OLED screen allows you to define all settings without any hassle.

The stylish housing makes the Luna series to an attractive fixture which is suitable to put in any interior.

Technical information:

| | |
|--------------------|-----------------------------|
| Power Supply: | 100 - 240 VAC |
| Power Consumption: | 125 W |
| Connection Data: | 3 Pole XLR in- & out |
| Certification: | CE |
| Light Source: | COB LED 120W RGBW |
| Beam Angle: | 90 ° |
| Refresh Rate: | >1000 Hz |
| DMX channels: | 4, 6, 11 |
| Strobe: | 0 - 20 Hz |
| Lumen: | 4950 lm |
| Control Mode: | DMX |
| Cooling: | Fan, Temperature controlled |
| Ambient Temp.: | -10 ~ +45 °C |
| Connection Power: | Pro Power in- & output |
| Dimensions: | 265 x 250 x 190 mm |

**FEATURES:**

- Compact housing
- Including 25 degree diffusor
- OLED screen for easy setup
- Stylish design





Spectral Revo UV

43641 UV, IP65

The evolution and ongoing development of the Spectral series resulted in the Spectral Revo. An IP-65 rated outdoor fixture with a newly designed single lens which creates a very good homogenous and high UV output.

The Spectral Revo 6 is very well suited for outdoor events and should not be missed in the product-range of any rental company.

Technical information:

| | | | |
|--------------------|--------------------|-------------------|-------------------|
| Power Supply: | 100 - 240 VAC | Dimmer: | 0-100 % |
| Power Consumption: | 110 W | Strobe: | 0-25 Hz |
| Weight: | 6.5 kg | Control Mode: | DMX 512, RDM |
| Dimensions LxWxH: | 418 x 320 x 219 mm | Cooling: | Forced Convection |
| Connection Data: | XLR 5 pole in/out | Ambient Temp.: | -10 ~ +45 °C |
| Housing: | Die-cast aluminium | Connection Power: | Seetronic True1 |
| Certification: | CE | | |
| IP Rating: | IP 65 | | |
| Light Source: | 100W UV LED Module | | |
| Beam Angle: | 16 ° | | |
| Refresh Rate: | >1000 Hz | | |
| DMX channels: | 1, 2, 4 | | |

FEATURES:

- PC Lens Optics
- UV Osram source
- Forced Convection cooling
- IP65 rated



Spectral Revo Tungsten

43642 2700-4500K, IP65

The Spectral Revo Tungsten is a robust and IP rated fixture with a wide range of applications. It is equipped with a dual color LED engine which can tune the CCT between 2700K up to 4500K without compromising the light output and the quality of its light. Seetronic True1 connectors and IP rated 5 pole XLR connectors ensure fast and reliable connections at any time.

Technical information:

| | | | |
|--------------------|--------------------|---------------------------|-------------------|
| Power Supply: | 100 - 240 VAC | Refresh Rate: | >1000 Hz |
| Power Consumption: | 143 W | DMX channels: | 1, 2, 3, 6, 8 |
| Weight: | 6.5 kg | Dimmer: | 0-100 % |
| Dimensions LxWxH: | 418 x 320 x 219 mm | Strobe: | 0-25 Hz |
| Connection Data: | XLR 5 pole in/out | Control Mode: | DMX 512, RDM |
| Housing: | Die-cast aluminium | Cooling: | Forced Convection |
| Certification: | CE | Ambient Temp.: | -10 ~ +45 °C |
| IP Rating: | IP 65 | Connection Power: | Seetronic True1 |
| Light Source: | 140W LED Module | Colour Temperature Range: | 2500 - 4500 K |
| Beam Angle: | 16 ° | | |
| CRI: | 95 | | |

FEATURES:

- CCT 2700K - 4500K
- CRI >95
- 16° beam angle
- IP65



Spectral Revo Daylight

43643 4000-6500K, IP65

The Spectral Revo Daylight is a robust and IP rated fixture with a wide range of applications. It is equipped with a dual color LED engine which can tune the CCT between 4000K up to 6500K without compromising the light output and the quality of its light. Seetronic True1 connectors and IP rated 5 pole XLR connectors ensure fast and reliable connections at any time.

Technical information:

| | | | |
|--------------------|--------------------|---------------------------|-------------------|
| Power Supply: | 100 - 240 VAC | Refresh Rate: | >1000 Hz |
| Power Consumption: | 143 W | DMX channels: | 1, 2, 3, 6, 8 |
| Weight: | 6.5 kg | Dimmer: | 0-100 % |
| Dimensions LxWxH: | 418 x 320 x 219 mm | Strobe: | 0-25 Hz |
| Connection Data: | XLR 5 pole in/out | Control Mode: | DMX-512, RDM |
| Housing: | Die-cast aluminium | Cooling: | Forced Convection |
| Certification: | CE | Ambient Temp.: | -10 ~ +45 °C |
| IP Rating: | IP 65 | Connection Power: | Seetronic True1 |
| Light Source: | 140W LED Module | Colour Temperature Range: | 4000 - 6500 K |
| Beam Angle: | 16 ° | | |
| CRI: | 95 | | |

FEATURES:

- CCT 4000K - 6500K
- CRI >95
- 16° Beam angle
- IP 65





Performer Pendant

33150 Q6

The Performer Pendant Q6 is a true house light and its equipped with the same LED engine as the Performer Fresnel series and therefore can set your auditorium in the same colors like your stage. It has a CCT channel which can control the white light from 1800K up to 8000K still ensuring a high CRI. It's robust extrusion ensures a long lifetime and exceptional cooling without generation loud noise.

Technical information:

| | | | |
|--------------------|--------------------|-------------------|---|
| Power Supply: | 100 - 240 VAC | DMX channels: | 3, 6, 7, 9, 13, 20 |
| Power Consumption: | 150 W | Dimmer: | 0-100% % |
| Power Factor: | 0.9 | Lux @2m: | 4056 Lux |
| Weight: | 8.5 kg | Lumen: | 5853 lm |
| Dimensions LxWxH: | 435 x 260 x 170 mm | Control Mode: | DMX-512, RDM |
| Connection Data: | XLR 5 pole in/out | Cable Length: | 3 m |
| Housing: | Extruded Aluminium | Cooling: | Fan, Temperature controlled |
| Certification: | CE | Ambient Temp.: | 0 ~ +40 °C |
| Light Source: | RGBALC LED Module | Power Max.: | 150 W |
| Beam Angle: | 30 ° | Connection Power: | Bare cable end (no connector included) |
| CRI: | 92 | | |
| Refresh Rate: | >1000 Hz | | |

FEATURES:

- CCT 1800K - 8000K
- 16 Preset colors
- 6 colour LED engine (RGBALC)



Performer 1500 Fresnel

33130 Q6

The popular Performer series is now extended with the newest generation of LED technology and are offering a wide spectrum of light. The Performer 1500 Q6 is equipped with an 6 color engine. This LED engine is customized with special selected colors with specified wavelengths ensuring a high CRI and even beam. It is preset with 16 special selected colors which are frequently used in theatres and has as well a CCT which can vary between 1800K and 8000K. 16 bit dimming is as standard. An optional barn door is available.

Technical information:

| | | | |
|--------------------|------------------------|---------------------------|--|
| Power Supply: | 100 - 240 VAC | Strobe: | 0-25 Hz |
| Power Consumption: | 120 W | Zoom: | Manual |
| Power Factor: | 0.9 | Lux @2m: | 12195 Lux |
| Weight: | 5.3 kg | Lumen: | 3111 lm |
| Dimensions LxWxH: | 363 x 321 x 265 mm | Control Mode: | DMX 512, RDM |
| Housing: | Die-cast aluminium | Cooling: | Forced Convection |
| Certification: | CE | Ambient Temp.: | 0 ~ +40 °C |
| IP Rating: | IP 20 | Power Max.: | 100 W |
| Light Source: | 100W RGBALC LED Module | Display: | On board control, Custom Mode, Dimming |
| Beam Angle: | 10 - 50 ° | Connection Power: | Seetronic True1 |
| Field Angle: | 18 - 75 | Connection DMX: | XLR 3/5p In/Out |
| CRI: | 90 | Colour Temperature Range: | 1800 - 8000 K |
| Refresh Rate: | >1000 Hz | | |
| DMX channels: | 3, 5, 6, 7, 9, 13, 20 | | |
| Dimmer: | 0-100 % | | |

FEATURES:

- CCT 1800k - 8000k
- 16 preset colors
- Manual zoom 10° - 50°
- 6 Color LED Engine (RGBALC)



Performer 1500 Fresnel**33131 Tungsten**

The popular Performer series is now extended with the newest generation of LED technology and are offering a wide spectrum of light. The Performer 1500 Tungsten is equipped with an dual color engine. This LED engine is customized with special selected colors with specified wavelengths ensuring a high CRI of 95 and even beam. It's tunable CCT can be adjusted from 2700k up to 4500k without comprising the light output and the quality of its light. 16 bit dimming is as standard. An optional barn door is available.

Technical information:

| | | | |
|--------------------|--------------------|---------------------------|--|
| Power Supply: | 100 - 240 VAC | Strobe: | 0-25 Hz |
| Power Consumption: | 120 W | Zoom: | Manual |
| Power Factor: | 0.9 | Lux @2m: | 22163 Lux |
| Weight: | 5.3 kg | Lumen: | 4781 lm |
| Dimensions LxWxH: | 363 x 274 x 321 mm | Control Mode: | DMX 512, RDM |
| Housing: | Die-cast aluminium | Cooling: | Forced Convection |
| Certification: | CE | Ambient Temp.: | 0 ~ +40 °C |
| IP Rating: | IP 20 | Power Max.: | 120 W |
| Light Source: | 100W LED Module | Display: | On board control, Custom mode, Dimming |
| Beam Angle: | 10 - 50 ° | Connection Power: | Seetronic True1 |
| Field Angle: | 18 - 75 | Connection DMX: | XLR 3/5p In/Out |
| CRI: | 90 | Colour Temperature Range: | 2700 - 4500 K |
| Refresh Rate: | >1000 Hz | | |
| DMX channels: | 1, 2, 3, 6, 8 | | |
| Dimmer: | 0-100 % | | |

FEATURES:

- CCT 2700K - 4500K
- Manual zoom 10° - 50°
- CRI >95

**Performer 1500 Fresnel****33132 Daylight**

The popular Performer series is now extended with the newest generation of LED technology and are offering a wide spectrum of light. The Performer 1500 Daylight is equipped with a dual color engine. This LED engine is customized with special selected colors with specified wavelengths ensuring a high CRI of 95 and even beam. It's tunable CCT can be adjusted from 4000k up to 6500k without comprising the light output and the quality of its light. 16 bit dimming is as standard. An optional barn door is available.

Technical information:

| | | | |
|--------------------|--------------------|---------------------------|--|
| Power Supply: | 100 - 240 VAC | Strobe: | 0-25 Hz |
| Power Consumption: | 120 W | Zoom: | Manual |
| Weight: | 5.3 kg | Lux @2m: | 23244 Lux |
| Dimensions LxWxH: | 363 x 274 x 321 mm | Lumen: | 5016 lm |
| Housing: | Die-cast aluminium | Control Mode: | DMX 512, RDM |
| Certification: | CE | Cooling: | Forced Convection |
| IP Rating: | IP 20 | Ambient Temp.: | 0 ~ +40 °C |
| Light Source: | 100W LED Module | Power Max.: | 120 W |
| Beam Angle: | 10 - 50 ° | Display: | On board control, Custom mode, Dimming |
| Field Angle: | 18 - 75 | Connection Power: | Seetronic True1 |
| CRI: | 95 | Connection DMX: | XLR 3/5p In/Out |
| Refresh Rate: | >1000 Hz | Colour Temperature Range: | 4000 - 6500 K |
| DMX channels: | 1, 2, 3, 6, 8 | | |
| Dimmer: | 0-100 % | | |

FEATURES:

- CCT 4000K - 6500K
- Manual zoom 10° - 50°
- CRI >95





Performer 2500 Fresnel

33140 Q6

The popular Performer series is now extended with the newest generation of LED technology and are offering a wide spectrum of light. The Performer 2500 Q6 is equipped with an 6 color engine. This LED engine is customized with special selected colors with specified wavelengths ensuring a high CRI and even beam. It is preset with 16 special selected colors which are frequently used in theatres and has as well a CCT which can vary between 1800K and 8000K. 16 bit dimming is as standard. An optional barn door is available.

Technical information:

| | | | |
|--------------------|--------------------|---------------------------|--|
| Power Supply: | 100 - 240 VAC | Dimmer: | 0-100 % |
| Power Consumption: | 250 W | Strobe: | 0-25 Hz |
| Power Factor: | 0.95 | Zoom: | Manual |
| Weight: | 8.8 kg | Lux @2m: | 26812 Lux |
| Dimensions LxWxH: | 393 x 375x 332 mm | Lumen: | 7661 lm |
| Housing: | die-cast aluminium | Cooling: | Forced Convection |
| Certification: | CE | Ambient Temp.: | 0 ~ +40 °C |
| IP Rating: | IP 20 | Power Max.: | 270 W |
| Light Source: | 250W RGBALC Module | Display: | On board control, Custom mode, Dimming |
| Beam Angle: | 10 - 60 ° | Connection Power: | Seetronic True1 |
| Field Angle: | 18 - 88 | Connection DMX: | XLR 3/5p In/Out |
| CRI: | 90 | Colour Temperature Range: | 1800 - 8000 K |
| Refresh Rate: | >1000 Hz | | |
| DMX channels: | 3, 6, 7, 9, 13, 20 | | |

FEATURES:

- CCT 1800K - 8000K
- Manual zoom 10° - 50°
- 16 preset colours
- 6 colour LED engine (RGBALC)



Performer 2500 Fresnel

33141 Tungsten

The popular Performer series is now extended with the newest generation of LED technology and are offering a wide spectrum of light. The Performer 2500 Tungsten is equipped with a dual color engine. This LED engine is customized with special selected colors with specified wavelengths ensuring a high CRI of 95 and even beam. It's tunable CCT can be adjusted from 2700k up to 4500k without comprising the light output and the quality of its light. 16 bit dimming is as standard. An optional barn door is available.

Technical information:

| | | | |
|--------------------|--------------------|---------------------------|---------------------------------------|
| Power Supply: | 100 - 240 VAC | Strobe: | 0-25 Hz |
| Power Consumption: | 250 W | Manual Zoom: | Manual |
| Power Factor: | 0.95 | Lux @2m: | 35219 Lux |
| Weight: | 8.8 kg | Lumen: | 6959 lm |
| Dimensions LxWxH: | 393 x 254 x 375 mm | Control Mode: | DMX 512, RDM |
| Housing: | Die-cast aluminium | Cooling: | Forced Convection |
| Certification: | CE | Ambient Temp.: | 0 ~ +40 °C |
| IP Rating: | IP 20 | Power Max.: | 250 W |
| Light Source: | 250W LED Module | Display: | On board control, Custom Mode, Dimmer |
| Beam Angle: | 10 - 60 ° | Connection Power: | Seetronic True1 |
| Field Angle: | 18 - 88 | Connection DMX: | XLR 3/5p In/Out |
| CRI: | 95 | Colour Temperature Range: | 2700 - 4500 K |
| Refresh Rate: | >1000 Hz | | |
| DMX channels: | 1, 2, 3, 6, 8 | | |
| Dimmer: | 0-100 % | | |

FEATURES:

- CCT 2700K - 4500K
- Manual zoom 10° - 60°
- CRI >95



Performer 2500 Fresnel**33142 Daylight**

The popular Performer series is now extended with the newest generation of LED technology and are offering a wide spectrum of light. The Performer 1500 Daylight is equipped with a dual color engine. This LED engine is customized with special selected colors with specified wavelengths ensuring a high CRI of 95 and even beam. It's tunable CCT can be adjusted from 4000k up to 6500k without comprising the light output and the quality of its light. 16 bit dimming is as standard. An optional barn door is available.

Technical information:

| | | | |
|--------------------|--------------------|---------------------------|--|
| Power Supply: | 100 - 240 VAC | Strobe: | 0-25 Hz |
| Power Consumption: | 250 W | Zoom: | Manual |
| Power Factor: | 0.9 | Lux @2m: | 42563 Lux |
| Weight: | 8.8 kg | Lumen: | 8410 lm |
| Dimensions LxWxH: | 393 x 254 x 375 mm | Control Mode: | DMX 512, RDM |
| Housing: | Die-cast aluminium | Cooling: | Forced Convection |
| Certification: | CE | Ambient Temp.: | 0 ~ +40 °C |
| IP Rating: | IP 20 | Power Max.: | 250 W |
| Light Source: | 250W LED Module | Display: | On board control, Custom mode, dimmer |
| Beam Angle: | 10 - 60 ° | Connection Power: | Setronic True1 |
| Field Angle: | 18 - 88 | Connection DMX: | XLR 3/5p In/Out |
| CRI: | 95 | Colour Temperature Range: | 4000 - 6500 K |
| Refresh Rate: | >1000 Hz | | |
| DMX channels: | 1, 2, 3, 6, 8 | | |
| Dimmer: | 0-100 % | | |

FEATURES:

- CCT 4000K - 6500K
- Manual zoom 10° - 60°
- CRI >95

**Barndoor for Performer 1500 Fresnel****33160**

Dedicated barndoor for the Showtec Performer 1500 Fresnel with adjustable blades to help shape the beam

Technical information:

| | |
|-------------------|-------------------|
| Weight: | 1 kg |
| Dimensions LxWxH: | 200 x 200 x 30 mm |

**Barndoor for Performer 2500 Fresnel****33161**

Dedicated barndoor for the Showtec Performer 2500 Fresnel with adjustable blades to help shape the beam

Technical information:

| | |
|-------------------|-------------------|
| Weight: | 1 kg |
| Dimensions LxWxH: | 250 x 250 x 30 mm |





ACT Fresnel 20 WW

34010 Fresnel Theatre Spot

The Showtec ACT Fresnel 20WW is a compact entry-level theatre fixture. It offers great optics and a high CRI level of 98. The LED source is a 20W Warm white module. The Act Fresnel 20WW comes complete with barn door and filterframe. This unit is very well suited for small theatres, school cafeterias or community centres.

Technical information:

| | |
|---------------------|--|
| Light source: | 20W Warm White COB |
| LED System: | 8 > 55 degree (manual) |
| Beam angle : | 8 degree; 2.300 lx @ 2m / 55 degree; 298 lx @ 2m |
| Output: | CRI 98 |
| Light Quality: | 3270 K |
| Colour temperature: | |
| Electrical: | |
| Input voltage: | 100- 240V ~ 50/60Hz |
| Fuse: | F1A 250V |
| Power consumption: | 20.8 W |
| Control: | Manual |
| Control Mode: | |
| Physical: | |
| Dimensions: | L 333 x W 176 x H 246 mm |
| Weight: | 2.1 Kg |
| Housing: | Extruded Aluminium |
| Colour: | Black |
| Fixture connection: | ProPower In |

FEATURES:

- Compact Design
- High efficiency 20W COB LED source
- High CRI
- Manual Zoom
- Manual Dimmer



ACT Fresnel 50 WW

34011 Fresnel Theatre Spot

The Showtec ACT Fresnel 50WW is a compact entry-level theatre fixture. It offers great optics and a high CRI level of 98. The LED source is a 50W Warm white module. The Act Fresnel 50WW comes complete with barn door and filterframe. This unit is very well suited for small theatres, school cafeterias or community centres.

Technical information:

| | |
|---------------------|--------------------------------|
| Power Supply: | 100 - 240V VAC |
| Power Consumption: | 57 W |
| Weight: | 1.8 kg |
| Dimensions LxWxH: | L 245 x W 165 x H 239 mm |
| Housing: | Extruded Aluminium |
| Light Source: | 50 W Warm White LED |
| Colour Temperature: | 3200 K |
| Beam Angle: | 10 - 58 ° |
| CRI: | 98 |
| DMX channels: | 1 - 2 |
| Dimmer: | 0-100 % |
| Zoom: | Manual |
| Lux @2m: | 3430 Lux |
| Control Mode: | DMX, Manual |
| Ambient Temp.: | 0 ~ +40 °C |
| Connection: | ProPower + 3 pole DMX In / Out |

FEATURES:

- Compact Design
- High CRI
- Manual Zoom
- DMX controlled
- High efficiency 50W COB LED source







ACT Profile 50 WW (16-32 Zoom)

34030 Profile Theatre Spot

The Showtec ACT Profile 50WW is a compact entry-level theatre fixture. It offers great optics and a high CRI level of 97. The LED source is a 50W Warm white 3200K module. The Act Profile 50WW comes complete with lens, filterframe and goboholder. Also added is a set of 5 Design-gobos. This unit is very well suited for galleries, museums or exhibitions where special shaped projections and high CRI performance are required.

Technical information:

| | | | |
|----------------------|--------------------------|----------------|---------------------|
| Power Supply: | 100 - 240V VAC | Beam Angle: | 13 > 30 ° |
| Power Consumption: | 57 W | CRI: | 97 |
| Weight: | 2.6 kg | DMX channels: | 1-2 |
| Dimensions LxWxH: | L 411 x W 170 x H 263 mm | Dimmer: | 0-100% % |
| Connection Power In: | ProPower In / Out | Zoom: | Manual |
| Housing: | Extruded Aluminium | Lux @2m: | 5304 Lux |
| IP Rating: | 20 | Control Mode: | DMX, Manual |
| Light Source: | 50 W Warm White LED | Ambient Temp.: | 0 ~ +40 °C |
| Colour Temperature: | 3200 K | Connection: | 3 Pole DMX In / Out |

FEATURES:

- Compact Design
- DMX Controlled
- 50W Warm White LED source
- 5 Design Gobo's Included



ACT PC 60 RGBW

34020 PC Theatre Spot

The Showtec ACT PC60 RGBW is a perfect tool for events. It delivers excellent colour mixing, dimming, wash and beam effects. The compact size of the ACT PC60 RGBW makes it very suitable for all kinds of venues. The 60W Quad RGBW Led, combined with the good optics design produces a powerful output.

Technical information:

| | | | |
|--------------------|--------------------------------|----------------|--------------------------------|
| Power Supply: | AC 100~ 240V, 50/60Hz VAC | DMX channels: | 5, 7, 11 |
| Power Consumption: | 70 W | Dimmer: | 0-100 % |
| Power Factor: | 91 | Zoom: | Motorized |
| Weight: | 2.4 kg | Lux @3m: | 9410 Lux |
| Dimensions LxWxH: | L 312.3 x W 160.6 x H 267.0 mm | Control Mode: | DMX, Manual |
| Housing: | Extruded Aluminium | Ambient Temp.: | -10 ~ 40 °C |
| Certification: | CE | Connection: | ProPower + 3 pole DMX In / Out |
| Light Source: | 60W Quad LED | | |
| Beam Angle: | 3.7 - 31.5 ° | | |

FEATURES:

- RGBW LED Source
- Compact and Lightweight Design
- Motorized Zoom
- Optional Barndoor



ACT Flood 80 RGBW

34040 LED Theatre Flood

The Showtec ACT Flood 80 RGBW is driven by a RGBW Quad LED module. It offers excellent colour mixing, dimming and wash effects and is controllable via DMX. Dimmer and preset colour knobs are also present which make handling the ACT Flood 80 very easy. Colour temperature can be arranged quite easily as well with choices between 2800K to 10000K. This unit is very well equipped for small theatres, galleries, TV studios and events.

Technical information:

| | | | |
|--------------------|--------------------------|----------------|--------------------|
| Power Supply: | 100 - 240V VAC | Lux @2m: | 1540 Lux |
| Power Consumption: | 85 W | Control Mode: | DMX, Manual |
| Weight: | 5.5 kg | Cooling: | Fan |
| Dimensions LxWxH: | L 422 x W 285 x H 373 mm | Ambient Temp.: | 0 ~ +40 °C |
| Housing: | Extruded Aluminium | Connection: | Pro Power In / Out |
| IP Rating: | 20 | | |
| Light Source: | 80 W RGBW Quad | | |
| Beam Angle: | 90 - 105 ° | | |
| DMX channels: | 4, 7, 11 | | |
| Dimmer: | 0-100 % | | |

FEATURES:

- Compact Design
- DMX Controlled
- 80W RGBW LED source
- Pre-set color & temperature control



Season Gobo Set for Act Profile 50 (5 pieces)

34050

Set of 5 theme gobos for the ACT Profile 50. The set consists of: Halloween, Happy Birthday, Merry Christmas, Carnival and Love.

Technical information:

| | |
|--------------------|-----------------------------|
| Material: | Metal, powder-coated finish |
| Gobo Size (Inner): | 21 mm |
| Gobo Size (Outer): | 23.5 mm |



Barndoor for ACT Series

34051

Barndoor for ACT Fresnel and PC

Technical information:

| | |
|-------------------|-----------------------------|
| Dimensions LxWxH: | 279 x 278 x 120 mm |
| Material: | Metal, powder-coated finish |





Solar FL-280

46200

The Solar series offer an impressive light output in a compact but sturdy housing. It has a standard beam angle of 13 degrees which can be adjusted by the optional beam shapers. With a color temperature of 7400K combined with a CRI of 95 the Solar series are the ideal solutions for car shows, exhibitions and theme parks.

Technical information:

| | | | |
|--------------------|---------------------|---------------------|-----------------------------|
| Power Supply: | 100 - 240 VAC | Colour Temperature: | 7500 K |
| Power Consumption: | 280 W | Beam Angle: | 13 ° |
| Power Factor: | 0.95 | CRI: | 95 |
| Weight: | 7 kg | DMX channels: | 2, 3 |
| Dimensions LxWxH: | 468 x 261 x 266 mm | Lux @2m: | 73579 Lux |
| Housing: | Die-cast aluminium | Lumen: | 18000 lm |
| Housing Colour: | Black powder coated | Cooling: | Fan, Temperature controlled |
| Certification: | CE | Connection Power: | Pro Power in- & output |
| IP Rating: | IP 20 | Connection DMX: | XLR 3/5p In/Out |
| Light Source: | 14x 20W White LED | | |

FEATURES:

- High Lightoutput
- CRI >90
- Wide range of beamshapers
- Stand alone function
- CREE LED



Solar FL-550

46250

The Solar series offer an impressive light output in a compact but sturdy housing. It has a standard beam angle of 13 degrees which can be adjusted by the optional beam shapers. With a color temperature of 7400K combined with a CRI of 95 the Solar series are the ideal solutions for car shows, exhibitions and theme parks.

Technical information:

| | | | |
|---------------------|---------------------|-------------------|-----------------------------|
| Power Supply: | 100 - 240 VAC | Beam Angle: | 13,4 ° |
| Power Consumption: | 550 W | Field Angle: | 21,4 |
| Power Factor: | 98 | CRI: | 92 |
| Weight: | 11.5 kg | DMX channels: | 1, 2, 4 |
| Dimensions LxWxH: | 500 x 318 x 304 mm | Lux @2m: | 160182 Lux |
| Housing: | Die-cast aluminium | Lumen: | 38900 lm |
| Housing Colour: | Black powder coated | Cooling: | Fan, Temperature controlled |
| Certification: | CE | Connection Power: | Pro Power in- & output |
| IP Rating: | IP 20 | Connection DMX: | XLR 3/5p In/Out |
| Light Source: | 24x 20W White LED | | |
| Colour Temperature: | 7400 K | | |

FEATURES:

- High lightoutput
- CRI >90
- Wide range of beamshapers available
- Stand alone function
- CREE LED



Barndoor for FL-280

46210

Dedicated barndoor for Solar FL280



Diffusor for Solar FL-280

46211 90°

46212 30°

46213 30° x 60°

The optional diffusor converts the Light beam of your Solar FL280 in a 90° circular beam angle.





Barndoor for Solar FL-550

46260

Dedicated barndoor for Solar FL-550



Diffusor for Solar FL-550

46261 90°

46262 30°

46263 30° x 60°

The optional diffusor converts the Light beam of your Solar FL-550 in a 90° circular beam angle.





ColorCue 3

50705 LED Controller

The ColorCue 3 offers two grand master faders, 24 fixture intensity faders, 6 colour rotary encoders, 24 memory buttons for colours/chases/user memories. User patchable fixtures from single dimmer till full 6 colors in different variations.

Technical information:

| | | | |
|--------------------|-------------------|------------------------|---------------|
| Power Consumption: | 15 W | DMX Outputs: | 1 |
| Weight: | 3.6 kg | Playback Faders: | 24 |
| Dimensions LxWxH: | 482 x 261 x 80 mm | Playback Buttons: | 24 |
| DMX channels: | 512 | Encoder Wheels: | 6 |
| Ambient Temp.: | 0 ~ +40 °C | MIDI: | Yes |
| Fixtures: | 24 | SMPTE Timecode: | No |
| Fixtures Channels: | 6 | Memories: | 1000 |
| Chases: | 24 pcs | Power Supply External: | 12VDC, 1500mA |
| DMX Universes: | 1 | | |



FEATURES:

- Intelligent LED DMX controller
- Control 24 pcs RGBWA-UV fixtures up to 6 channels

ColorCue 4

50706 LED Controller

The ColorCue 4 offers two grand master faders, 48 fixture intensity faders, 6 colour rotary encoders, 48 memory buttons for colours/chases/user memories. User patchable fixtures from single dimmer till full 6 colors in different variations.

Technical information:

| | | | |
|--------------------|------------|------------------------|---------------|
| Power Consumption: | 15 W | Playback Faders: | 48 |
| Weight: | 4.2 kg | Playback Buttons: | 48 |
| DMX channels: | 512 | Encoder Wheels: | 6 |
| Ambient Temp.: | 0 ~ +40 °C | MIDI: | Yes |
| Fixtures: | 48 | SMPTE Timecode: | No |
| Fixtures Channels: | 6 | Memories: | 2000 |
| Chases: | 48 pcs | Power Supply External: | 12VDC, 1500mA |
| DMX Universes: | 1 | | |
| DMX Outputs: | 1 | | |



FEATURES:

- Intelligent LED DMX Controller
- Control 48 pcs RGBWA-UV fixtures up to 6 channels



The Showtec LMPY console range is designed to maximize creativity with the most logical and user friendly work surface in mind. The range consists of 2 consoles in both 2 different feature sets. The programming section is minimalistic but optimized to the need and features multiple 1.3" O-LED displays for providing all the necessary info to the user. All consoles also feature a 10.1" touchscreen with an intuitive and user-friendly interface which is instantly recognizable. Below the touchscreen, the 10 playbacks can store anything from a group-master up to chases and complex cue-lists. Next to it a dedicated master cue stack section can be found. 9 memory pages will ensure plenty of storage space for your show. Depending on the model, the LMPY consoles have 10 or 30 extra multi-function faders available. They can be assigned as fixture selection/dimmer, group-masters or scenes with an RGB indication LED showing the current fader mode/state or output colour. A total of 40 virtual executors are available on the touchscreen or external monitor. This way users can freely layout their show depending on their specific conditions for usage during events, touring productions, theatres, house of worship or schools. Standard all consoles provide a single DMX universe. By adding the LMPY Dongle another universe is available, together with enabling ArtNet, sACN, OSC and the magic sheet on the external screen output.



LMPY 20

50733 1 Universe DMX console

50734 2 Universe DMX console

FEATURES:

- Intuitive and easy to use interface
- 10.1" Full Colour Touchscreen
- Colour Picker with Quick colours and Filter library
- Built-in Effects engine
- Programming section with multiple 1.3" O-LED display



Technical information:

| | |
|--------------------|----------------------------------|
| Power Consumption: | 35 W |
| Weight: | 8.8 kg |
| Dimensions LxWxH: | 505 x 345 x 128 mm |
| Housing: | Metal & Flame retardant plastic |
| DMX channels: | 512 |
| Input Voltage: | 100 – 240 VAC |
| Ambient Temp.: | 0 ~ +35 °C |
| Display: | 10.1 Inch Full Color Touchscreen |
| Connection Power: | Pro Power input |
| Connection DMX: | 2x XLR 3p / 2x XLR 5p |
| USB Port: | 4 |
| Fixtures: | 512 |
| DMX Universes: | 1 |
| DMX Outputs: | 4 |
| Playback Faders: | 20 |
| Playback Buttons: | 20 |

| | |
|---------------------------|---|
| Encoder Wheels: | 4 |
| Ethernet Ports: | 1 |
| Connection Midi: | In, Thru, Out |
| Display External: | 1 DVI Connection |
| Faders: | 20 + 1 |
| Worklight: | Yes, Dimmable |
| Playback Pages: | 9 |
| Display Encoders: | 4x 1.3 inch O-Led |
| Buttons : | 18 x Dedicated Program Buttons, Go+ / Go- |
| Artnet: | Optional |
| sACN: | Optional |
| OSC (Open Sound Control): | Optional |
| Cuelists: | 90 |
| Audio Input: | 6.5 mm Jack |
| Audio Triggers: | 3 |
| Fuse: | Internal |

LMPY DNGL

50737 Unlock Key

The LMPY DNGL upgrades your single universe LMPY model with:- Unlocking a second universe of DMX- Unlocking ArtNet and sACN- Unlocking the external (touch)screen 1920 x 1080- Unlocking magic sheet on external (touch)screen- Unlock Playback window on external (touch)screen





LMPY 40

50735 1 Universe DMX console

50736 2 Universe DMX console

FEATURES:

- Intuitive and easy to use interface
- 10.1" Full Colour Touchscreen
- Colour Picker with Quick colours and Filter library
- Built-in Effects engine
- Programming section with multiple 1.3" O-LED display



Technical information:

| | |
|--------------------|----------------------------------|
| Power Consumption: | 35 W |
| Weight: | 11.8 kg |
| Dimensions LxWxH: | 721 x 345 x 128 mm |
| Housing: | Metal & Flame retardant plastic |
| DMX channels: | 512 |
| Ambient Temp.: | 0 ~ +35 °C |
| Display: | 10.1 Inch Full Color Touchscreen |
| Connection Power: | Pro Power input |
| Connection DMX: | 2x XLR 3p / 2x XLR 5p |
| USB Port: | 4 |
| Fixtures: | 512 |
| DMX Universes: | 1 |
| DMX Outputs: | 4 |
| Playback Faders: | 40 |
| Playback Buttons: | 40 |
| Encoder Wheels: | 4 |

| | |
|---------------------------|---|
| Ethernet Ports: | 1 |
| Connection Midi: | In, Thru, Out |
| Display External: | 1 DVI Connection |
| Faders: | 40 + 1 |
| Worklight: | Yes, Dimmable |
| Playback Pages: | 9 |
| Display Encoders: | 4x 1.3 inch O-LED |
| Buttons : | 18 x Dedicated Program Buttons, Go+ / Go- |
| Artnet: | Optional |
| sACN: | Optional |
| OSC (Open Sound Control): | Optional |
| Cuelists: | 90 |
| Audio Input: | 6.5 mm Jack |
| Audio Triggers: | 3 |
| Fuse: | Internal |

Power Pro Out to Power Pro True In

91240

Technical information:

IP Rating: IP 20
 Cable Length: 0.25 m
 Internal Wiresize: 3 x 1,5 mm²
 Current Rated: 16 A
 Power Connector 1: Power Pro True In
 Power Connector 2: Pro Power Out



Power Pro In to Power Pro True Out

91241

Technical information:

IP Rating: IP 20
 Cable Length: 0.25 m
 Internal Wiresize: 3 x 1,5 mm²
 Current Rated: 16 A
 Power Connector 1: Power Pro True Out
 Power Connector 2: Power Pro In



Power Splitter - Power Pro True In - Power Pro Out

91242

Technical information:

IP Rating: IP 20
 Internal Wiresize: 3 x 1,5 mm²
 Current Rated: 16 A
 Power Connector 1: Power Pro Out
 Power Connector 2: Power Pro True Inlet




Power Splitter - Power Pro True Out - Power Pro In

91243

Technical information:

IP Rating: IP 20
 Internal Wiresize: 3 x 1,5 mm²
 Current Rated: 16 A
 Power Connector 1: Power Pro In
 Power Connector 2: Power Pro True Outlet



Powersplit 6 CEE 16A

91212 3x Schuko

A compact and handy splitter to convert your 3 phase CEE 400V powersupply into 3 different groups of 230V 16A. Due to the sturdy housing it is suitable for mobile applications. Made in Europe.

Technical information:

Weight: 0.455 kg
 Dimensions LxWxH: 195 x 78 x 80 mm
 Connection Power In: CEE 5 pole 16A
 IP Rating: IP 44
 Current Rated: 16 A
 Schuko Socket: 3



Powersplit 16 True1

91135 Powersplit with fuse, CEE to ProPower True1

Technical information:

Power Supply: 380 VAC
 Weight: 2.6 kg
 Dimensions LxWxH: 410 x 165 x 125 mm
 Connection Power In: CEE 5 pole 16A
 IP Rating: IP 20
 Connection Power Out: ProPower True1
 MCB Rated Current: 16 A
 MCB Tripping Curve: B-type
 Current Rated: 16 A

FEATURES:

- Power indicators on each phase



Powersplit 32 True1

91136 Powersplit with fuse, CEE to ProPower True1

Technical information:

Power Supply: 380 VAC
 Weight: 4.5 kg
 Dimensions LxWxH: 465 x 165 x 125 mm
 Connection Power In: CEE 5 pole 32A
 IP Rating: IP 20
 Connection Power Out: ProPower True1
 MCB Rated Current: 16 A
 MCB Tripping Curve: B-type
 Current Rated: 32 A

FEATURES:

- Power indicators on each phase





Quick DMX Rack 1024

50058

The Quick DMX Rack 1024 is a standalone interface which can store 16 different chases or scenes. This makes the unit very suitable for fixed installations. Because of the basic concept even non-technical users can control their lightshow with Quick DMX Rack. They can select 16 programs that are pre-programmed by an installer. To edit or change chases or scenes the unit must be linked with Quick DMX software. It is also possible to use the controller as 1024 Channel DMX interface. The interface has 3 indication LEDs, power, USB link and DMX input. 8 external contacts at the backside allow you to connect any external switch or trigger which can be programmed to start a scene or show.

The Quick DMX 1024 rack comes including an external Infra-Red receiver as well as an Infra-Red remote control to easily select and start the desired scene or show.

The Quick DMX Rack 1024 is the right solution for installations in hospitality, exhibitions, museums and theme parks.

For technical support you can visit the technical forum <https://thelightingcontroller.com>.



FEATURES:

- 1024 Channel output
- Internal clock / calendar
- 8 external trigger contacts
- including IR remote and external IR sensor



Technical information:

Casing front:
19" rack mounted
3 x LEDs (power, usb and IR)
16 x flash buttons with LEDs

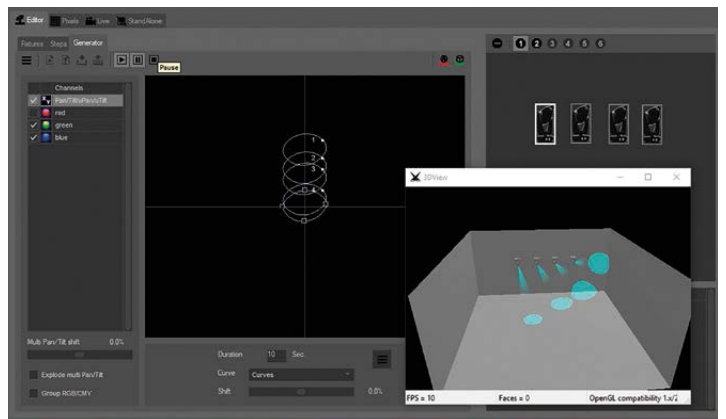
Casing back:
USB socket for computer link and power
2x 3 pole DMX outputs
Terminal for 8 external inputs
3,5mm Mini Jack socket for external external IR sensor (supplied with the IR remote controller)

DMX:
ESD protection
Optical isolation for each dmx output
Refresh frequency: 40 Hz

USB:
Hot-swappable

With the PC software:
1024 DMX outputs
or 1536 Artnet outputs

In standalone mode (without computer)
16 Stand-alone scenes
4 zones
Trigger: 16 flash buttons
Internal clock/calendar
8 dry contacts
IR remote controller
Extended memory
16 bits channels management



Single WDP-1 Pro

50758 1 Channel Wireless Dimming Pack

The Single WDP-1 is a one channel DMX dimmer/switch with built-in Wireless DMX receiver. The wireless signal can also be distributed on the XLR output in order to give signal by many other devices by cable. It is wall- truss- and fixture mountable which makes it suitable in any location. It has both dim- and switch mode and can be controlled manually on the 50mm fader.

Technical information:

Power Supply: 230 VAC
 Weight: 1.5 kg
 Connection Power In: Powercon True1
 DMX channels: 1
 Control Mode: On Board, DMX, W-DMX
 Connection Power Out: 3 pcs Schuko
 Connection DMX: XLR 5p In/Out
 Protection: 3 Pole CEE 16A
 Dimensions: 211 x 102 x 135 mm mm
 Channel Output: 10A

WIRELESS SOLUTION
 MADE IN SWEDEN



FEATURES:

- Wireless DMX receiver built-in
- Applicable as W-DMX receiver
- Powercon True Input
- 5 Pole DMX connectors
- CEE 16A 3 pole output (max 10A output)





| NET-8 | | | |
|-----------------------|----------------|-------------------|---------------|
| Device Setting | | | |
| Device Name | NetWork Node 8 | Device ID | 0 |
| DHCP Mode | Manual IP | LCD Backlight | On |
| IP Address | 2.5.235.206 | Display Direction | Normal |
| Net Mask | 255.0.0.0 | User Preset | Isolated Mode |
| New Password | | Factory Reset | No |
| Firmware Version | B1.3 V1.0 | Port Display Type | DEC |
| Port Setting | | | |
| DMX Port 01 | | DMX Port 02 | |
| Port Status | Input | Port Status | Input |
| Port Mode | Normal | Port Mode | Normal |
| Protocol | ArtNet | Protocol | sACN |
| Network | 0 | Network | 0 |
| Primary | 0 | Primary | 1 |
| DMX Port 03 | | DMX Port 04 | |
| Port Status | Input | Port Status | Input |
| Port Mode | Normal | Port Mode | Normal |
| Protocol | KlingNet | Protocol | KlingNet |
| Pixel Type | RGB | Pixel Type | RGBW |
| Pixel Width | 12 | Pixel Width | 12 |
| Pixel Height | 12 | Pixel Height | 12 |
| DMX Port 05 | | DMX Port 06 | |
| Port Status | Output | Port Status | Output |
| Port Mode | Single | Port Mode | Single |
| Protocol | sACN | Protocol | sACN |
| Frame Rate | 40Hz | Frame Rate | 40Hz |
| Network | 0 | Network | 0 |
| Primary | 4 | Primary | 5 |
| DMX Port 07 | | DMX Port 08 | |
| Port Status | Output | Port Status | Output |
| Port Mode | HTP | Port Mode | LTP |
| Protocol | ArtNet | Protocol | ArtNet |
| Frame Rate | 40Hz | Frame Rate | 40Hz |
| Network | 0 | Network | 0 |
| Primary | 6 | Primary | 7 |
| Secondary | 14 | Secondary | 15 |
| Resend | 22 | Resend | 23 |
| Apply | | Cancel | |

NET-8/3

50809 8 Channel Artnet/Klingnet node, 3p XLR

50810 8 Channel Artnet/Klingnet node, 5p XLR

The Showtec NET-8/3 and NET-8/5 nodes are cutting-edge network routing devices which convert ArtNET to DMX512 and back. A maximum of 4096 channels can be transported over a single CAT5. This makes the NET-8/x suitable for small to large scale events. The NET-8/x embeds a built-in network switch to allow it to be used as a Ethernet repeater as well as 8 isolated DMX-512 universes which can be used as a input or output. All settings can be done by the easy-to-use menu on the graphic display and buttons on the front. Settings can also be arranged via the webbrowser possibility, which gives you (remote) access through your computer or laptop and your network. Default login account: Admin, password: Admin.

Technical information:

Configuration examples:
 - ArtNet to 8x DMX output
 - 8x DMX input to ArtNet
 - Split 1 DMX input into 7 isolated DMX outputs
 - Split 2x DMX input into 2x3 isolated DMX outputs
 - Clone 4 DMX inputs to 4x DMX output and Artnet
 - HTP/LTP Merge 2x ArtNet to DMX output
 - HTP/LTP Merge 2x DMX input to DMX output
 - HTP/LTP Merge DMX input and ArtNet to DMX output

Connections:
 Network: 2x RJ45
 DMX: 8x 3-pin XLR
 Power: Pro Power Connector
 Supported protocols: ArtNET, sACN, KlingNET, TCP/IPv4, DMX-512A
 Dimensions: 482 x 205 x 44 mm
 Power supply: 100~240VAC, 50/60Hz
 Power consumption: 20W max.
 Operating temp: 0 to +40 °C
 Weight: 1,8 Kg

FEATURES:

- Supports ArtNET, sACN or KlingNET protocol
- 1Gbps data speed
- 8 universes DMX input or output
- High Speed Network in and output
- Webbrowser connection



Net-5 PoE

50811 PSE for 4x PD

The Showtec NET-5 PoE is a power source equipment (PSE) that provides power over the ethernet cable. Also known as endspan or endpoint ethernet switch. Offering 5 x 1000BaseT Ethernet connectors with 4x PoE. The NET-5 includes power over ethernet transmission for maximum 4 Power devices (PD's) with maximum power drain of 25W according to IEEE802.3af and IEEE802.3at.

FEATURES:

- 5x 1000BaseT RJ45 ports
- 4x PoE+ outputs
- Completely silent, no fans
- 0-LED display for status check

Technical information:

| | |
|--------------------|-------------------------|
| Power Supply: | 100~240VAC, 50/60Hz VAC |
| Power Consumption: | 100 W |
| Weight: | 1.2 kg |
| Control Mode: | TCP/IPv4 |
| Ambient Temp.: | 0 ~ +40 °C |
| Connection Input: | RJ45 |
| Connection Output: | RJ45 |
| Dimensions: | 482 x 205 x 44 mm |
| Ethernet speed: | 10/100/1000Base-T |





Tool Box

50829 DMX / Wifi / W-DMX cross converter

The Tool Box is as the name already says a truly versatile device which can cross convert signals. It can convert WiFi to DMX, DMX to Wireless DMX, Wireless DMX to DMX and WiFi to Wireless DMX. The Tool Box can run on a power supply or by its internal battery. (4 hours operating with full load) With all these great options it is a handy device which should be in the tool case of each light operator. The built in Wireless Module is a G5 generation from Wireless Solutions Sweden and therefore compatible with all popular Wireless DMX products.

Technical information:

| | |
|----------------|--------------------|
| Power Supply: | 5 VAC |
| Weight: | 0.8 kg |
| Control Mode: | DMX / Wifi / W-DMX |
| Ambient Temp.: | -10 ~ +45 °C |
| Dimensions: | 230 x 78 x 50 mm |

FEATURES:

- Versatile cross converter
- Battery Operated
- Wireless Solutions G5 module built-in

The Showtec NET-2 Panel nodes are cutting-edge network routing devices which convert ArtNet or sACN to DMX512 and back. These wall-panels are ideal for making multiple patch points for DMX inputs or outputs in your Professional Theatre, School, University, Convention Hall, Club or Church. The power can simply be provided via the NET-5 PoE switch or by using a local small in-wall power-supply. A maximum of 1024 channels can be transported over a single CAT5. All settings can be done by the easy-to-use menu on the graphic display and buttons on the front or via the remote web interface which can be accessed within the network. Default login account: Admin, password: Admin. As a DMX input point you can use it as a normal input or backup input. The DMX outputs options are normal, merging HTP/LTP. The NET-2 panel fits a normal masonry 3,5" back box or European U50 wall box.



NET-2 Panel

50812 3-pin, Black housing

50814 3-pin, White housing

50813 5-pin, Black housing

50815 5-pin, White housing

Configuration examples:

- ArtNet to 2x DMX output
- 2x DMX input to ArtNet
- Clone 1 DMX inputs to 1x DMX output and ArtNet
- HTP/LTP Merge 2x ArtNet to DMX output
- HTP/LTP Merge DMX input and ArtNet to DMX output


Technical information:

| | |
|------------------------|----------------------------------|
| Power Consumption: | 6 W |
| Weight: | 0.275 kg |
| Housing: | ABS Plastic |
| Housing Colour: | Black |
| Control Mode: | ArtNet, sACN, TCP/IPv4, DMX-512A |
| Ambient Temp.: | 0 ~ +40 °C |
| Connection Input: | RJ-45 + Phoenix |
| Connection Output: | 3-pin XLR |
| Dimensions: | 144 x 144 x 10 mm |
| Power Supply External: | 12-36VDC, 500mA or POE (802.3af) |
| Ethernet speed: | 10/100Base-T |

FEATURES:

- Supports ArtNet and sACN protocol
- 2 Universes DMX input or output
- Remote setup interface
- PoE (IEEE 802.3af)







Booster-4 Install

50795 Din-rail

The Showtec Booster-4 Install is the ideal compact fixed-installation booster for you. All connections are easy connectable with the plug-in Phoenix terminals, and both inputs as all outputs are optically isolated to prevent any interference from getting hold of your signal. The din-rail mounted Booster distributes both DMX and RDM and is ideal for network system integration projects.

NET-2 Install

50816 Din-rail

The Showtec NET-2 Install is the ideal compact fixed-installation node for you. All connections are easy connectable with the plug-in Phoenix terminals, and both bi-directional DMX ports are optically isolated to prevent any interference from getting hold of your signal. Power can be supplied via PoE or on the wide range DC power input. A maximum of 1024 channels can be transported over a single CAT5. All settings can be done by the easy-to-use menu on the graphic display and buttons on the front or via the remote web interface which can be accessed within the network. Default login account: Admin, password: Admin. The din-rail mounted NET-2 converts ArtNet or sACN to DMX512 and back, and is ideal for network system integration projects.

TR-512 Install

50826 Din-rail

The Showtec TR-512 Install is the ideal compact fixed-installation DMX Recorder/Playback unit which can trigger any lightshow in a simple way. The TR-512 Install can record and playback several shows which can be stored on the included micro-SD card. Each show can be played in loop mode or single play. Even an auto start on power-up or delayed start can be set in order to have precise control over your show. There are 5 GPIO pins available to start or stop your shows by external triggers like switches or motion detection sensors. Also a dedicated wall remote panel can easily be connected by normal cat-5 cable. The din-rail mounted TR-512 is the right product to trigger your shows or scenes in theme parks, museums, shops or other system integration projects.

Configuration examples:

- ArtNet to 2x DMX output
- 2x DMX input to ArtNet
- Clone 1 DMX inputs to 1x DMX output and Artnet
- HTP/LTP Merge 2x ArtNet to DMX output
- HTP/LTP Merge DMX input and ArtNet to DMX output

Technical information:

Power Consumption: 9 W
 Weight: 0.18 kg
 Housing: UL94-V0 flame retardant polycarbonate
 Housing Colour: Grey
 Control Mode: DMX-512A / RDM
 Mounting: 35mm DIN rail system
 Ambient Temp.: 0 ~ +40 °C
 Connection Input: Phoenix
 Mounting Size: 6 TE
 Connection Output: Phoenix
 Dimensions: 106 x 87 x 58 mm
 Power Supply External: 12-36VDC, 500mA

Technical information:

Power Consumption: 6 W
 Weight: 0.18 kg
 Housing: UL94-V0 flame retardant polycarbonate
 Housing Colour: Grey
 Control Mode: ArtNet, sACN, TCP/IPv4, DMX-512A
 Mounting: 35mm DIN rail system
 Ambient Temp.: 0 ~ +40 °C
 Connection Input: RJ-45 + Phoenix
 Mounting Size: 6 TE
 Display: O-LED
 Connection Output: Phoenix
 Dimensions: 106 x 87 x 58 mm
 Power Supply External: 12-36VDC, 500mA or POE (802.3af)
 Ethernet speed: 10/100Base-T

Technical information:

Power Consumption: 6 W
 Weight: 0.18 kg
 Housing: UL94-V0 flame retardant polycarbonate
 Housing Colour: Grey
 Control Mode: DMX-512A, Wall Remote, GPIO, Manual
 Mounting: 35mm DIN rail system
 Ambient Temp.: 0 ~ +40 °C
 Connection Input: Phoenix
 Mounting Size: 6 TE
 Connection Output: Phoenix
 Dimensions: 106 x 87 x 58 mm
 Power Supply External: 12-36VDC, 500mA

FEATURES:

- Wide range DC input voltage
- fully isolated inputs and outputs
- RDM compliant
- DIN EN43880 form factor
- DIN EN60715 rail system

FEATURES:

- Wide range input voltage
- 2 Universes DMX input or output
- Supports ArtNet and sACN
- Remote setup interface
- POE (IEEE 802.3af)
- DIN EN43880 form factor
- DIN EN60715 rail system

FEATURES:

- Wide range input voltage
- 6 external universal triggers (GPIO)
- Dedicated Wall Remote panel
- Optical isolated DMX ports
- Record and playback function
- DIN EN43880 form factor
- DIN EN60715 rail system

LED Dim-8 Install

50413 Din-rail

The Showtec LED Dim-8 Install is the ideal compact fixed-installation PWM dimmer for you. All connections are easy connectable with the plug-in Phoenix terminals. The LED Dim-8 Install is very user friendly and universal configurable for various LED strips. It can control 12V to 24V constant voltage strips by DMX or used as stand-alone controller for single scene and chases. The user interface is very friendly due to high quality O-LED display and different menu languages. It can handle maximum 8A single channel current and 25A maximum total current. The din-rail mounted LED Dim-8 control your RGBW strips and is ideal for network system integration projects.

Technical information:

Power Consumption: 5 W
 Weight: 0.18 kg
 Housing: UL94-V0 flame retardant polycarbonate
 Housing Colour: Grey
 Control Mode: DMX-512, Manual, IR-remote
 Mounting: 35mm DIN rail system
 Ambient Temp.: 0 ~ +40 °C
 Connection Input: Phoenix
 Mounting Size: 6 TE
 Display: O-LED
 Connection Output: Phoenix
 Dimensions: 106 x 87 x 58 mm
 Power Supply External: 12-24VDC
 Output limit: 25A max (total)

FEATURES:

- Wide range input voltage
- 2 PWM Groups (RGBW)
- Selectable PWM frequency
- IR Remote control
- DIN EN43880 form factor
- DIN EN60715 rail system



SPI-2 Install

50412 Din-rail

The Showtec SPI-2 Install is a compact SPI controller for your digital LED strips. The Din-rail housing is ideal for fixed-installation purposes. All connections are easy connectable with plug-in Phoenix terminals. Simply use DMX, Artnet or sACN for controlling most common types of LED's (WS, TM, APA family). All settings can be done by the easy-to-use menu on the graphic display and buttons on the front or via the remote web interface which can be accessed within the network. Each group output can handle up to 960 pixels. The din-rail mounted SPI-2 converts DMX, ArtNet or sACN to SPI and is ideal for network system integration projects.

Technical information:

Power Consumption: 6 W
 Weight: 0.18 kg
 Housing: UL-94-V0 flame retardant polycarbonate
 Housing Colour: Grey
 Control Mode: ArtNet, sACN, TCP/IPv4, DMX-512A
 Mounting: 35mm DIN rail system
 Ambient Temp.: 0 ~ +40 °C
 Connection Input: RJ-45 + Phoenix
 Mounting Size: 6 TE
 Display: O-LED
 Pixels per Module: 2 x 960 px
 Connection Output: Phoenix
 Dimensions: 106 x 87 x 58 mm
 Power Supply External: 12-36VDC, 500mA or POE (802.3af)
 Ethernet speed: 10/100Base-T

FEATURES:

- Wide range input voltage
- 2 x 960 pixel outputs
- Remote setup interface
- ArtNet, sACN and DMX-512 control
- DIN EN43880 form factor
- DIN EN60715 rail system





M-9 Jet fog machine

60304 1800W Pro CO2 Simulating 5in1 RGBWA Jet Fogger

M-9 equipped with 27 x 10W of 5 in 1 high efficiency LED at jet air column to create RGBWA colors covering bigger space. Adopting two pipes in one high voltage sheath heater to triple its output volume compared to M-7. Capable to quickly shout out fog straight into 10 M high sky within a short period of time. Requires 10 channels, provide more color diversity changes.

Technical information:

| | |
|-----------------------|--------------------|
| Power Supply: | 220-240 VAC |
| Power Consumption: | 1670 W |
| Weight: | 24 kg |
| Dimensions LxWxH: | 393 x 320 x 420 mm |
| IP Rating: | IP 20 |
| DMX channels: | 10 / 15 / 25 |
| Tank Capacity: | 6 Liter |
| Fluid Consumption: | 400 ml / min |
| Connection DMX: | XLR 3/5p In/Out |
| Initial Heat-up Time: | 14 minutes |

FEATURES:

- Horizontal, Vertical and downward operation
- Integrated 5in1 RGBWA LED system
- Closed fluid tank compartment
- Built-in color chases



M-11 Tour Fogger

60305 Dual Fog Pipe Pro Fogger

M-10 once penned the most glorious chapter of maximal output volume. Whilst now, the special designed dual pipe and heater combined in one new fog machine M-11 is breaking to challenge the M-10 record of 100% output volume. The dual nozzle design is expected to send out the pure, clean fog in huge volume within a short time.

Technical information:

| | |
|-----------------------|----------------|
| Power Supply: | 220-240 VAC |
| Weight: | 25 kg |
| Dimensions LxWxH: | 675x320x284 mm |
| DMX channels: | 1 / 3 |
| Tank Capacity: | 10 Liter |
| Fluid Consumption: | 350 ml / min |
| Heater: | 1600 W |
| Initial Heat-up Time: | 15 minutes |

FEATURES:

- High performance Dual Output Pipe
- High tank capacity 10 L
- Double pump system
- DMX-512 on board

Z-390 Fazer

60807 Fazer

Antari launched the Z-390, a fog machine can be used widely, and born with commercial usage thoughts. Z-390 is a 1500 W fazer. With big output and moderate sized for easy operation. Produces pure faze and dissipates fast which does not affect the environment and other equipment. It also equips with hanging bracket to be hanged up. Comes with a4-liter liquid tank for longer time usage. More stable continuous faze output system to ensure the excellent effect suitable for all kinds of places to create the leisure and romantic atmosphere.

Technical information:

Power Supply: 220-240 VAC
 Power Consumption: 1500 W
 Weight: 8.4 kg
 Dimensions LxWxH: 368x278x268 mm
 DMX channels: 2
 Tank Capacity: 4 Liter
 Fluid Consumption: 8 ml / min
 Heater: 1500 W
 Initial Heat-up Time: 1.5 minutes
 Fluid type: FLG-4 Heavy Fog Fluid

FEATURES:

- Compact size yet powerful outputs
- Adjustable fan speed
- LCD Screen
- Smart Auto Cleaning Function



Z-390R Fazer

60808 Fazer

Antari launched the Z-390R, a fog machine can be used widely, and born with commercial usage thoughts. Z-390R is a 1500 W fazer. With big output and moderate sized for easy operation. The Z-390R comes with wireless operation. Produces pure faze and dissipates fast which does not affect the environment and other equipment. It also equips with hanging bracket to be hanged up. Comes with a4-liter liquid tank for longer time usage. More stable continuous faze output system to ensure the excellent effect suitable for all kinds of places to create the leisure and romantic atmosphere.

Technical information:

Power Supply: 220-240 VAC
 Weight: 8.4 kg
 Dimensions LxWxH: 368x278x268 mm
 DMX channels: 2
 Tank Capacity: 4 Liter
 Fluid Consumption: 8 ml / min
 Heater: 1500 W
 Connection DMX: XLR 3/5p In/Out
 Initial Heat-up Time: 1.5 minutes
 Fluid type: FLG-4 Heavy Fog Fluid

FEATURES:

- Compact size yet powerful outputs
- Adjustable fan speed
- LCD Screen
- Smart Auto Cleaning Function
- Wireless operation





DNG-250 Low smoke machine

60797 High Output Low Fogger



Following the same nice features of DNG-200, Antari determines to compile and design the fogging machine and the condenser into one complete, solid yet still mobile compartment! What are different of the new DNG-250 is that it has equipped with more efficient cooling system for the fogging, highly effective compressor which goes well with new style environmental friendly coolant and comes with new heater system to generate much lower fog outputs. The new touch panel LCD monitor is designed ergonomically to make the display easily understood for operating.

Without the dry ice pitfalls yet with its similar effects, this DNG-250 can generate large volume dense beautiful fog nonstop till the very end.

Technical information:

| | | | |
|----------------------|--------------------|-----------------------|-------------------------|
| Power Supply: | 230 VAC | Fluid Type: | Fog fluid |
| Power Consumption: | 2800 W | Heater: | 1600 W |
| Weight: | 119 kg | Display: | TFT Touch Color Display |
| Dimensions LxWxH: | 924 x 610 x 810 mm | Connection DMX: | XL3R 3/5p In/Out |
| Connection Power In: | Powercon | Wheels: | 2x swivel, 2x braker |
| DMX channels: | 1 | Output: | 120 cu.Ft / min |
| Tank Capacity: | 10 Liter | Initial Heat-up Time: | 6 minutes |
| Fluid Consumption: | 100 ml / min | | |

FEATURES:

- No CO2 or dry ice required
- New LCD Touch Panel
- More efficient cooling sytem
- Strong roadproof housing



SW-300 Snow machine

60806 High Power Snow machine



This super quiet SW-300 is the best new model of Antari small snowflake machine. Output is double of S-200 and the sounds created from machine is even quieter than S-200. It also offers a breakthrough style of current snow flake machine and can manipulate the size of snow flake by the strength of wind which suitable for various snowing scenes and mimic the actual situations. It features new style of nozzle and would not leave any liquid residues afterwards. It also extends the life of the nozzle.

Technical information:

| | |
|--------------------|---|
| Power Supply: | AC220-240 50/60Hz 3.8A VAC |
| Power Consumption: | 880 W |
| Weight: | 11.5 kg |
| Dimensions LxWxH: | 500x276x266 mm |
| DMX channels: | 2 |
| Tank Capacity: | 5 Liter |
| Fluid Consumption: | 280 ml / min |
| Fluid Type: | Antari SL-5# liquids, Showtec snow and foam liquids |

FEATURES:

- Powerfull output
- Wireless Control as standard
- DMX Control on board
- Bright and clear LCD display
- Adjustable snowflake size



Lighting stand Alu (incl spigot adaptor)**70912** Including spigot adaptor

The Light Stand Alu is a truly allround stand which can be used for single fixtures as well complete T-bars. The stand is made out of aluminium tubes and magnesium joints in order to ensure a lightweight but solid stand. The stand comes including spigot adaptor in order that it can carry any T-bar or fixture equipped with a standard 28mm spigot.

Technical information:

| | |
|----------------|-----------|
| Weight: | 3.85 kg |
| Height Max.: | 3.13 m |
| Height Min.: | 15 m |
| Diameter Tube: | 28 mm |
| Material: | Aluminium |
| Load Max.: | 30 kg |

FEATURES:

- Maximum Height 3 meter
- Including spigot adaptor for 28mm spigot
- Robust design





Spider-D Leg

70677 140cm

6x6cm aluminium dedicated Spider Dex leg, material thickness 2mm, length 140cm. Please note that above 100cm height the Leg Braces (70675, 70676) are needed to ensure safety.

Technical information:
 Height: 1400 mm
 Length: 1373 mm
 Width: 60 mm
 Frame: Aluminum (EN AW-6063 T66)



Spider-D Telescopic Leg

70678 100-180cm

6x6cm aluminium dedicated Spider Dex telescopic leg, material thickness 2mm, variable length from 100cm to 180cm. Please note that above 100cm height the Leg Braces (70675, 70676) are needed to ensure safety.

Technical information:
 Height: 1000-1800 mm
 Width: 87 mm
 Frame: Aluminum (EN AW-6063 T66)





Leg Bracing for 1m side of Spider Dex

70675

For any stage setup where the height of your stage is higher than 100cm this additional leg bracing is mandatory in order to reinforce your stage setup and to ensure safe use of your stage. The leg bracing is compatible with the (60x60mm) square legs of the Stage Dex stages.

Technical information:

Weight: 1.62 kg
Length: 1300 mm

Frame: Aluminium (EN AW-6063 T66)



Leg bracing for 2m side of Spider Dex

70676

For any stage setup where the height of your stage is higher than 100cm this additional leg bracing is mandatory in order to reinforce your stage setup and to ensure safe use of your stage. The leg bracing is compatible with the (60x60mm) square legs of the Stage Dex stages.

Technical information:

Weight: 0.54 kg
Height: 151 mm
Length: 60 mm
Width: 182 mm
Frame: Aluminium (EN AW-6063 T66)





Baseplate Cover 45x45cm

89317

The baseplate cover either protects your baseplate or gives your existing baseplate a new appearance. By just putting them over your baseplate your baseplate looks like new again. The baseplate cover has two sides. One side is white. The other side is dark grey.

Technical information:

| | | | |
|---------|--------|-----------|-------------|
| Weight: | 0.2 kg | Material: | Synthetic |
| Length: | 450 mm | Colour: | White/Black |
| Width: | 450 mm | | |

Baseplate Cover 60x60cm

89318

The baseplate cover either protects your baseplate or gives your existing baseplate a new appearance. By just putting them over your baseplate your baseplate looks like new again.

The baseplate cover has two sides. One side is white. The other side is dark grey.

Technical information:

| | |
|-----------|-------------|
| Weight: | 0.3 kg |
| Length: | 600 mm |
| Width: | 600 mm |
| Material: | Synthetic |
| Colour: | White/Black |



Quicklock Bracket

43639

Quicklock Bracket for quick and easy mounting. This Quicklock Bracket is compatible with Spectral M800 / Revo Series



Quicklock Bracket

75150 106 mm

Quicklock Bracket 106 mm for quick and easy mounting. This Quicklock Bracket is compatible with Sunstrip LED, Pixelbar 16 Q6 & Edison Series.



Qwiqr Quick Release Adaptor

75140

The Qwiqr is the evolution of our continuous development of quick release adaptors. Two outwards positioned indicators will show you if the product is properly double locked. No further attention needed. The innerblock now is secured by two individual locks. Furthermore the inner block is spring loaded to avoid backlash. It's that simple. Disassembly of the parts is even quicker. Pull the hook backwards into the housing, press both locks and slide the hook outwards.



Multigrip Clamp

75132 Black, TÜV

The Multigrip Clamp is a very versatile clamp which offers various rigging possibilities. This TÜV certified clamp fits around objects like tubes or beams with diameters or measurements from 10mm to 55mm and has a Safe Working Load SWL of 25kg. By joining two of them together with the additional copper Multigrip spigot you get a swivel coupler instantly. The Multigrip Clamp has multiple mounting options due to the M4 and M6 threads which makes it perfectly suited for entertainment- and even photography-purposes

Technical information:

- SWL: 25Kg
- Height: 95mm
- Width: 45mm
- Tube: 10 ~ 55mm
- Material: Aluminium, Stainless steel
- Weight: 0,42Kg
- Colour: Black
- Mounting options: 2x M4 thread, 1x M6 thread, 1x 16mm (5/8") Hexagon socket



Spigot for Multigrip Clamp

75133 M10 x 25mm

Spigot for Multigrip Clamp

75134 3/8" - 16



**Technical information:**

| | |
|-------------------|---------------|
| Power Supply: | 400 VAC |
| Weight: | 12 kg |
| Certification: | BGV D8+, CE |
| Lifting Height: | 20 m |
| WLL: | 250 kg |
| Connection Power: | CEE 16A 5 pin |
| Speed: | 4 m / min |
| Safety Factor: | 8:1 |
| Load Capacity: | 250 kg |

FEATURES:

- Safety factor 8:1
- With two brakes
- Protection class: IP65
- 250kg as D8+ / 400 kg as D8

GIS 250kg D8+ Electric Chainhoist 20m**70790**

Two independent brake systems and a safety factor 8:1 allow people to stand under the load without a secondary safety device. By means of direct control, the chain hoists can be easily combined as group hoists.

The chain hoist is in accordance with BGV D8+ as a modular chain hoist for lifting loads. The lifting capacity is 0,25t in a single reeved chain hoist. The chain hoists are perfectly suitable for both mobile and outdoor use. The top and bottom end positions can be individually and precisely set. The optional locking load hook prevents the load from accidentally slipping off the load hook.

MAIN FEATURES:

- Safety factor 8:1 according to DIN 56950:2012
- Model LPM, single reeved
- Aluminium casing and cover
- Profile steel chain
- Dry-running slipping clutch
- Geared limit switch with high positioning accuracy
- Standard voltage: 400V-3Ph-50Hz
- Working load limit: 0,25t
- Classification group: M5: duty cycle; 40% 240 s/h (2m)
- Lifting speed: 4m/min
- Standard lifting height: 20m
- Protection class: IP65
- Isolation class F (motor)
- Hook suspension

INCLUSIVE:

- Approx. 0,8m power cable with 16A CEE plug, 5 pin red
- Double brake
- Chain bag

**Technical information:**

| | |
|-------------------|---------------------|
| Power Supply: | 400 VAC |
| Weight: | 23 kg |
| Certification: | BGV D8+, CE |
| Lifting Height: | 20 m |
| WLL: | 500 kg |
| Connection Power: | CEE 4 Pole 16A Plug |
| Speed: | 4 m / min |
| Safety Factor: | 8:1 |
| Load Capacity: | 500 kg |

FEATURES:

- Safety Factor 8:1
- With two brakes
- Protection class: IP65
- 500kg D8+ / 800kg D8 SWL

GIS 500kg D8+ Electric Chainhoist 20m**70791**

Two independent brake systems and a safety factor 8:1 allow people to stand under the load without a secondary safety device. By means of direct control, the chain hoists can be easily combined as group hoists.

The chain hoist is in accordance with BGV D8+ as a modular chain hoist for lifting loads. The lifting capacity is 0,5t in a single reeved chain hoist. The chain hoists are perfectly suitable for both mobile and outdoor use. The top and bottom end positions can be individually and precisely set. The optional locking load hook prevents the load from accidentally slipping off the load hook.

MAIN FEATURES:

- Safety factor 8:1 according to DIN 56950:2012
- Model LP, single reeved
- Aluminium casing and cover
- Profile steel chain
- Dry-running slipping clutch
- Geared limit switch with high positioning accuracy
- Standard voltage: 400V-3Ph-50Hz
- Working load limit: 0,5t
- Classification group: M5: duty cycle; 40% 240 s/h (2m)
- Lifting speed: 4m/min
- Standard lifting height: 20m
- Protection class: IP65
- Isolation class F (motor)
- Hook suspension

INCLUSIVE:

- Approx. 0,8m power cable with 16A CEE plug, 5 pin red
- Double brake
- Chain bag

PLE-30-40, Direct Control - Box version**70236 Showtec 4-Channel Chainhoist Controller**

The Showtec Chainhoist controller is a dedicated controller for all popular direct controlled chainhoists such as CM Lodestar. Each of the 4 hoist can be selected individually to go up or down or to be deselected. The controller is mounted in an strong and convenient ABS case

Technical information:

Power Supply: 400 VAC
 Weight: 11.75 kg
 Dimensions LxWxH: 550 x 465 x 220 mm
 Certification: CE
 Connection Power: CEE 5 pole 32A
 Connection Output: CEE 4 pole 16A / 16 pole multipin
 MCB Rated Current: 10 A
 Channels: 4

**FEATURES:**

- Compact and versatile
- Including ABS Transport case
- 16 Pole Multisocket output

PLE-30-80, Direct Control - Box version**70237 Showtec 8-Channel Chainhoist Controller**

The Showtec Chainhoist controller is a dedicated controller for all popular direct controlled chainhoists such as CM Lodestar. Each of the 8 hoists can be selected individually to go up or down or to be deselected. It has 4 x 4 pole CEE connectors as well 2 pieces of 16 pole multipin to connect a break/out box.

Technical information:

Power Supply: 400 VAC
 Weight: 12.9 kg
 Dimensions LxWxH: 550 x 465 x 220 mm
 Certification: CE
 Connection Power: CEE 5 pole 32A
 Connection Output: CEE 4 pole 16A / 16 pole multipin
 MCB Rated Current: 10 A
 Channels: 8

**FEATURES:**

- Compact and versatile
- Including ABS carrying case
- 2x 16 pole multipin output





Stageweight 12,5kg

70392

This stage weight is ideal to use as a heavy object. It can be used to provide stability to a brace supporting objects such as scenery or to stabilize items such as lighting stands. Multiple stage weights can be stacked on each other in order to enlarge the weight.

Technical information:

| | |
|-------------|------------------|
| Weight: | 12,5 kg |
| Material: | Die-casted iron |
| Colour: | Black |
| Dimensions: | 210 x 210 x 80mm |



FLQ30 LED Screen Truss**FLQ30050** 50cm Black**FLQ30100** 100cm Black**FLQ30200** 200cm Black**FLQ30300** 300cm Black



With the Showtec FLQ30 truss system, mainly developed and engineered to support LED Screens, rigging the system and aligning the separate screens is going to become a whole lot easier. The FLQ-truss has been equipped with an additional centertube. This extra tube is going to make the rigger's life a lot easier. With no extra braces in sight the rigger has more than enough space to attach the rigging bars from the LED screens to the truss by using 50mm couplers and chain shackles. Each riggingbar will have the exact same height which makes aligning the entire LED screen easy and fast. The FLQ30 truss has been powdercoated in entertainment's favourite colour black and is available in 4 standard lengths: 50cm, 100cm, 200cm and 300cm.

Technical information:

| | | | |
|----------------|----------------------|---------------|----------|
| Weight: | 6.9 kg | Finish: | Black |
| Height: | 298 mm | Truss System: | F |
| Length: | 500 mm | Truss Type: | Straight |
| Width: | 298 mm | | |
| Diameter Tube: | 50mm, thickness 3 mm | | |

FEATURES:

- No need for steels or slings
- The Centertube does not have diagonal braces
- The screen hangs neatly and directly under the truss
- The truss has been powdercoated in black
- The truss is compatible with F-truss and Prolyte-truss



**Athene 68 Round 3000K adj.****A0135287** White 220V 7W 90° 590lm dimm. IP20**Technical information:**

| | |
|---------------------------|---------------------------------------|
| input voltage: | 230V |
| Power consumption: | 7 W |
| Dimmable: | triac dimmable |
| Colour temperature: | 3000 K (WW) – 4000 K (NW) 6000 K (CW) |
| Light output: | 560 – 590 - 590 Lm |
| CRI: | >80 |
| Beam angle: | 90° |
| Dimensions: | Ø95 x 57.5 mm |
| Mounting depth: | > 57.5 mm |
| Mounting size: | Ø68-80 mm |
| Product weight: | 0.10 KG |
| IP rating: | IP20 |
| Driver included/excluded: | excluded |

**Athene 90 Round 3000K adj.****A0135289** White 230V 9W 90° 800lm dimm. IP20**Technical information:**

| | |
|---------------------------|---------------------------------------|
| Input voltage: | 230V |
| Power consumption: | 9 W |
| Dimmable: | triac dimmable |
| Colour temperature: | 3000 K (WW) – 4000 K (NW) 6000 K (CW) |
| Light output: | 750 – 800 - 800 Lm |
| CRI: | >80 |
| Beam angle: | 90° |
| Dimensions: | Ø113 x 57.5 mm |
| Mounting depth: | > 58 mm |
| Mounting size: | Ø90-102 mm |
| Product weight: | 0.10 KG |
| IP rating: | IP20 |
| Driver included/excluded: | excluded |







Havana Dropper RGB+W, 2400K 120-24V

A0856400 5m reel IP62.

Technical information:

| | |
|----------------------|---------------|
| Input voltage | DC24V |
| Power consumption/5m | 58W/5m |
| Colour temperature | RGB+2400K |
| Light output/m | 470lm |
| Beam angle LED | 120° |
| LED m/5 m | 360 |
| Dimensions | 5000x12x3.2mm |
| Cutting length | 166.7mm |
| IP rating | IP62 |
| Driver excluded | |



Havana Dropper RGB+W, 3000K 120-24V

A0856402 5m reel IP62

Technical information:

| | |
|----------------------|---------------|
| Input voltage | DC24V |
| Power consumption/5m | 58W/5m |
| Colour temperature | RGB+3000K |
| Light output/m | 510lm |
| Beam angle LED | 120° |
| LED m/5 m | 360 |
| Dimensions | 5000x12x3.2mm |
| Cutting length | 166.7mm |
| IP rating | IP62 |
| Driver excluded | |

Havana Dropper RGBW 4 in 1, 2700K 120-24V**A0856411** 5m reel IP62**Technical information:**

| | |
|----------------------|------------------|
| Input voltage | DC24V |
| Power consumption/5m | 96W/5m |
| Colour temperature | RGB+2700K 4-in-1 |
| Light output/m | 660lm |
| Beam angle LED | 120° |
| LED m/5 m | 360 |
| Dimensions | 5000x12x3.2mm |
| Cutting length | 100mm |
| IP rating | IP62 |
| Driver excluded | |

**Havana Dropper RGBW 4 in 1, 3000K 60-24V****A0856412** 5m reel IP62**Technical information:**

| | |
|----------------------|------------------|
| Input voltage | DC24V |
| Power consumption/5m | 96W/5m |
| Colour temperature | RGB+3000K 4-in-1 |
| Light output/m | 670lm |
| Beam angle LED | 120° |
| LED m/5 m | 360 |
| Dimensions | 5000x12x3.2mm |
| Cutting length | 100mm |
| IP rating | IP62 |
| Driver excluded | |





Havana Halo

A0851027 2700K

The Havana Halo represents the latest innovation in the development of LED strips. Due to the high density the Halo series project a seamless and uniform light output without any dots. Although it is small in size with only 8mm wide it still offer an impressive 1000 Lumen per meter at a CRI of 90. The Halo series are supplied on rolls of 5m and can be cut every 6cm.

Technical information:

| | |
|---------------------|---------|
| IP Rating: | IP 20 |
| Colour Temperature: | 2700 K |
| Beam Angle: | 180 ° |
| CRI: | 90 |
| Length: | 5000 mm |
| Width: | 8 mm |
| Input Voltage: | 24 VDC |
| Cutting Length: | 62.5 mm |
| Led: | COB9 |
| Lumen Output / m: | 1000 lm |
| Power / 5m: | 50 W |
| PCB Colour: | White |
| Power / 1m: | 10 W |
| LED colour: | White |
| Led's p/m: | 512 |

FEATURES:

- Beam angle 180 degree
- High efficiency - 100 Lumen/Watt
- Easy to install
- Smooth projection without dark spots



Havana Halo

A0851030 3000K

The Havana Halo represents the latest innovation in the development of LED strips. Due to the high density the Halo series project a seamless and uniform light output without any dots. Although it is small in size with only 8mm wide it still offer an impressive 1000 Lumen per meter at a CRI of 90. The Halo series are supplied on rolls of 5m and can be cut every 6cm.

Technical information:

| | |
|---------------------|---------|
| IP Rating: | IP 20 |
| Colour Temperature: | 3000 K |
| Beam Angle: | 180 ° |
| CRI: | 90 |
| Length: | 5000 mm |
| Width: | 8 mm |
| Input Voltage: | 24 VDC |
| Cutting Length: | 62.5 mm |
| Led: | COB9 |
| Lumen Output / m: | 1080 lm |
| Power / 5m: | 50 W |
| PCB Colour: | White |
| Power / 1m: | 10 W |
| LED colour: | White |
| Led's p/m: | 512 |

FEATURES:

- Beam angle 180 degree
- High Efficiency – 100 Lumen/Watt
- Easy to install
- Smooth projection without dark spots

Havana Halo**A0851040 4000K**

The Havana Halo represents the latest innovation in the development of LED strips. Due to the high density the Halo series project a seamless and uniform light output without any dots. Although it is small in size with only 8mm wide it still offer an impressive 1000 Lumen per meter at a CRI of 90. The Halo series are supplied on rolls of 5m and can be cut every 6cm.

Technical information:

| | |
|---------------------|---------|
| IP Rating: | IP 20 |
| Colour Temperature: | 4000 K |
| Beam Angle: | 180 ° |
| CRI: | 90 |
| Length: | 5000 mm |
| Width: | 8 mm |
| Input Voltage: | 24 VDC |
| Cutting Length: | 62.5 mm |
| Led: | COB9 |
| Lumen Output / m: | 1150 lm |
| Power / 5m: | 50 W |
| PCB Colour: | White |
| Power / 1m: | 10 W |
| LED colour: | White |
| Led's p/m: | 512 |

FEATURES:

- Beam angle 180 degree
- High Efficiency – 100 Lumen/Watt
- Easy to install
- Smooth projection without dark spots

**Havana Halo****A0851060 6000K**

The Havana Halo represents the latest innovation in the development of LED strips. Due to the high density the Halo series project a seamless and uniform light output without any dots. Although it is small in size with only 8mm wide it still offer an impressive 1000 Lumen per meter at a CRI of 90. The Halo series are supplied on rolls of 5m and can be cut every 6cm.

Technical information:

| | |
|---------------------|---------|
| IP Rating: | IP 20 |
| Colour Temperature: | 6000 K |
| Beam Angle: | 180 ° |
| CRI: | 90 |
| Length: | 5000 mm |
| Width: | 8 mm |
| Input Voltage: | 24 VDC |
| Cutting Length: | 65.5 mm |
| Led: | COB9 |
| Lumen Output / m: | 1100 lm |
| Power / 5m: | 50 W |
| PCB Colour: | White |
| Power / 1m: | 10 W |
| LED colour: | White |
| Led's p/m: | 512 |

FEATURES:

- Beam angle 180 degree
- Smooth projection without dark spots
- Easy to install
- High Efficiency – 100 Lumen/Watt





Havana Jade 4000K 240-24V

A0856818 5m 3528 1140-1632 Lm/m

Due to production conditions, photometric data can differ per production batch within the EU directive.

Technical information:

| | |
|---------------------|---------------------|
| Colour Temperature: | 4000 K |
| Beam Angle: | 120 ° |
| Input Voltage: | 24 VDC |
| Cutting Length: | 50 mm |
| Led: | LED m/5 m: 240/1200 |
| Dimensions: | 5000x18x6 mm |
| Lumen Output / m: | 720 - 810 lm |
| Power / 5m: | 96 W |
| LED colour: | White |



Havana Neon RGB

A0852150 5m reel


The Havana Neon RGB mimics the effect of the traditional neon signs and combines it with pixel control allowing to make the most dynamic flows and pixelated effects. The flat and diffusive silicon jacket mixes the colors perfectly and creates a seamless and uniform lightoutput. Up to 17m of Havana Neon RGB can be connected together allowing you to create the most creative setups and installations.

Technical information:

| | |
|--------------------|-------------|
| IP Rating: | IP 67 |
| Beam Angle: | 120 ° |
| Height: | 18 mm |
| Length: | 5000 mm |
| Width: | 10 mm |
| Input Voltage: | 24 VDC |
| Cutting Length: | 100 mm |
| Led: | 5050 |
| Temperature Range: | -25 - 60 °C |
| Lumen Output / m: | 140 lm |
| Power / 5m: | 72 W |
| PCB Colour: | White |
| Power / 1m: | 14.4 W |
| LED colour: | RGB |
| Length Max: | 1700 mm |
| Led's p/m: | 60 |

FEATURES:

- Seamless and uniform light output
- Pixelcontrol by SPI
- 24V DC power supply
- Cut-able for flexible application
- Up to 17m in one line
- 10 pixels per meter



Havana Pixel Strip RGB 24V

A0852126

Create stunning flows or dynamic patterns with the Havana Pixel Strips. Due to the compact width of only 10mm it can be mounted in a wide range of profiles. The 24V working voltage makes it possible to connect up to 17m in one line and by the SPI protocol each pixel can be controlled.

Technical information:

| | |
|--------------------|-------------|
| IP Rating: | IP 20 |
| Beam Angle: | 120 ° |
| Distance Max.: | 17 m |
| Width: | 10 mm |
| Control Protocol: | SPI P943F |
| Input Voltage: | 24 VDC |
| Cutting Length: | 100 mm |
| Led: | 5050 |
| Temperature Range: | -20 - 50 °C |
| Lumen Output / m: | 430 lm |
| Power / 5m: | 72 W |
| PCB Colour: | White |
| Power / 1m: | 14.4 W |
| LED colour: | RGB |
| Length Max: | 1700 mm |
| Led's p/m: | 60 |

FEATURES:

- 10 pixels per meter
- Up to 17m in one line
- Uniform lightoutput
- 24V DC Powerinput
- Pixel control





Profile led Aluminum + 2 covers + 4 endcaps

A9930095 2000 mm x 23.5 mm x 10 mm

This 2mtr long aluminium profile for LED strips comes complete with 4 endcaps, 3 brackets and 2 covers: one milky and one frosty

Technical information:

Dimensions 2000mm x 23.5mm x 10mm

Mounting: recessed

Use indoor/outdoor: indoor

Covers included/excluded: included (2 x PMMA covers + 4 end caps)



Profile led Aluminum + 2 covers + 4 endcaps

A9930090 2000 x 17.1mm x 8mm

This 2mtr long aluminium profile for LED strips comes complete with 2 endcaps, 2 brackets and 2 covers: one milky and one frosty

Technical information:

Dimensions 2000 x 17.1mm x 8mm

Mounting: recessed

Use indoor/outdoor: indoor

Covers included/excluded: included (2 opal PMMA covers + end caps)



LED Power Supply IP67 24V 100W Dali**A9900682 Meanwell ELG-100-V-24DA 3Y**

ELG-100 series is a 100W AC/DC LED driver featuring the dual mode constant voltage and constant current output. ELG-100 operates from 100~360VAC and offers models with 24V. Thanks to the high efficiency up to 91%, with the fanless design, the entire series is able to operate for -40~+90° case temperature under free air convection. The design of metal housing and IP67/IP65 ingress protection level allows this series to fit both indoor and outdoor applications. ELG-100 is equipped with various function options, such as dimming methodologies, so as to provide the optimal design flexibility for LED lighting system

Technical information:

| | | | |
|--------------------|---------------|------------------------|----------------|
| Input voltage: | 100 ~ 360 VAC | Dimensions: | 199x63x35.5 mm |
| Power consumption: | 100 W | Product weight: | 0.85 Kg |
| Current rated: | 4.0 A | Operating temperature: | -40 - +80°C |
| Output voltage: | 24 VDC | IP rating: | IP67 |
| Power factor: | 0.92 | Protection class: | II |

LED Power Supply IP67 24V 150W Dali**A9900683 Meanwell ELG-150-V-24DA 3Y**

ELG-150 series is a 150W AC/DC LED driver featuring the dual mode constant voltage and constant current output. ELG-150 operates from 100~305VAC and offers models with 24V. Thanks to the high efficiency up to 91%, with the fanless design, the entire series is able to operate for -40~+90° case temperature under free air convection. The design of metal housing and IP67/IP65 ingress protection level allows this series to fit both indoor and outdoor applications. ELG-150 is equipped with various function options, such as dimming methodologies, so as to provide the optimal design flexibility for LED lighting system

Technical information:

| | | | |
|--------------------|---------------|------------------------|----------------|
| Input voltage: | 100 ~ 305 VAC | Dimensions: | 219x63x35.5 mm |
| Power consumption: | 150W | Product weight: | 0.95 Kg |
| Current rated: | 6.25 A | Operating temperature: | -40 - +90°C |
| Output voltage: | 24 VDC | IP rating: | IP67 |
| Power factor: | 0.92 | Protection class: | II |

LED Power Supply IP67 24V 240W Dali**A9900684 Meanwell ELG-240-V-24DA 3Y**

ELG-240 series is a 240W AC/DC LED driver featuring the dual mode constant voltage and constant current output. ELG-240 operates from 100~305VAC at 24V. Thanks to the high efficiency up to 93%, with the fanless design, the entire series is able to operate for -40~+90° case temperature under free air convection. The design of metal housing and IP67/IP65 ingress protection level allows this series to fit both indoor and outdoor applications. ELG-240 is equipped with various function options, such as dimming methodologies, so as to provide the optimal design flexibility for LED lighting system

Technical information:

| | | | |
|--------------------|---------------|------------------------|----------------|
| Input voltage: | 100 ~ 305 VAC | Dimensions: | 244x71x37.5 mm |
| Power consumption: | 240W | Product weight: | 1.22 Kg |
| Current rated: | 10 A | Operating temperature: | -40 - +90°C |
| Output voltage: | 24 VDC | IP rating: | IP67 |
| Power factor: | 0.92 | Protection class: | II |

LED Power Supply IP67 24V 75W Dali**A9900681 Meanwell ELG-75-V-24DA 3Y**

ELG-75 series is a 75W AC/DC LED driver featuring the dual mode constant voltage and constant current output. ELG-75 operates from 100~305VAC at 24V. Thanks to the high efficiency up to 90%, with the fanless design, the entire series is able to operate for -40~+85° case temperature under free air convection. The design of metal housing and IP67/IP65 ingress protection level allows this series to fit both indoor and outdoor applications. ELG-75 is equipped with various function options, such as dimming methodologies, so as to provide the optimal design flexibility for LED lighting system

Technical information:


| | | | |
|--------------------|---------------|------------------------|----------------|
| Input voltage: | 100 ~ 305 VAC | Dimensions: | 180x63x35.5 mm |
| Power consumption: | 75 W | Product weight: | 0.8 Kg |
| Current rated: | 3.15 A | Operating temperature: | -40 - +85°C |
| Output voltage: | 24 VDC | IP rating: | IP67 |
| Power factor: | 0.92 | Protection class: | II |

**FEATURES:**

- Constant Voltage + Constant Current mode output
- Metal housing design with functional Ground
- Built-in active PFC function
- Class 2 power unit
- No load / Standby power consumption <0.5W
- IP67 / IP65 rating for indoor or outdoor installations

**FEATURES:**

- Constant Voltage + Constant Current mode
- Metal housing design with functional Ground
- Built-in active PFC function
- No load / Standby power consumption <0.5W
- IP67 / IP65 rating for indoor or outdoor
- Function options: output adjustable via potentiometer; 3 in 1 dimming (dim-to-off)

**FEATURES:**

- Constant Voltage + Constant Current mode output
- Metal housing design with functional Ground
- Built-in active PFC function
- No load / Standby power consumption <0.5W
- IP67 / IP65 rating for indoor or outdoor installations
- Output adjustable via potentiometer; 3 in 1 dimming (dim-to-off)

**FEATURES:**

- Constant Voltage + Constant Current mode output
- Metal housing design with functional Ground
- Built-in active PFC function
- Class 2 power unit
- No load / Standby power consumption <0.5W
- IP67 / IP65 rating for indoor or outdoor installations



LED DIM-12

A9915045 12-Channel Constant Voltage PWM LED Dimmer

The LED Dim 12 dimmer is a universal and versatile PWM dimmer which is suitable to use with constant voltage LED strips. It has 12 outputs which all can control 4 channel strips with a working voltage of 12V to 24V. Settings can be done easily by the OLED display. DMX connections can be done by RJ45 or 5 pole DMX plugs. The power supply as well the connections of the LED's are user friendly by (easy removable) Phoenix terminal connections.

Technical information:

DMX Control or Manual Control

| | |
|------------------------|-----------------------------------|
| Power Supply: | 12-24VDC |
| Load @ 12V: | max. 6A/Channel (15A total /180W) |
| Load @ 24V: | max. 6A/Channel (15A total /360W) |
| Housing: | Black Powdercoated Metal |
| DMX in: | 3-pin XLR / RJ45 |
| DMX out: | 3-pin XLR / RJ45 |
| 12-24V DC in: | 4-pin Phoenix terminal |
| PWM out: | 4-pin Phoenix terminal |
| Operation temperature: | 0°C to 40°C |
| Storage temperature: | -20°C to +70°C |

FEATURES:

- 12 outputs of RGB or RGBW
- Clear OLED display for easy setup
- Including Phoenix terminals
- Control by DMX or stand alone

LED Pixel 1

A9915120

The Artecta LED Pixel 1 is a DMX to SPI converter with multiple functions SPI is being used to pixel-control digital LED strips. With the LED Pixel 1 you have the possibility to choose one of 6 SPI protocols to control the LED strips.

Technical information:

| | |
|------------------------|--|
| Input voltage: | 12 – 24 VDC |
| Input Protocol: | DMX-512 |
| DMX In/Out: | 3-pin terminal connector |
| Output Protocol: | SPI |
| SPI control: | UCS2903, UCS2904, WS2801, WS2812, WS2911, TM1812, APA101 |
| Pixel Control: | 1ch W, 2ch DW, 3ch RGB, 4ch RGBW |
| Pixel Count: | 320 IC's max |
| Pixel Groups: | 1, 2, 4, 8, all |
| Dimensions: | 230x45x15 mm |
| Product weight: | 100g |
| Operating temperature: | -10 to +55°C |
| IP rating: | IP20 |
| Protection class: | II |

FEATURES:

- Easy to install
- Wide range of SPI controls built in
- 12 to 24V Powersupply
- Controllable by DMX







CA-4500 DSP

D4515 4 Channel DSP Powered Amp

The DAP Audio CA-4500 DSP amplifier is a 4 x channel high power digital amplifier featuring 500 W per channel into 4Ω. In bridge mode it becomes a stereo amplifier delivering 1000 W per channel. Besides this it also can drive 70V and 100V line output which can be selected in the menu. The CA-4500 includes a powerful DSP where all parameters can be edited via a built-in OLED screen with an encoder or via a PC using the software editor. DSP functions include 8 band EQ, noise gate, compressor and delay with temperature setting. Working modes and channel routing are also available and can be edited easily as other DSP parameters. The CA-4500 is very compact (1U rack) and light (8kg), so it is a perfect amplifier for high power fixed or mobile applications.

FEATURES:

- 4-channel DSP powered amplifier
- OLED display and PC configurable
- SMPS & Class-D Amp Technology
- Advanced protection circuits
- Low impedance and 70/100V output

Technical information:

| | |
|---------------------|---|
| Output Power | Not Allowed |
| 4ch 20hm: | 4x 500 Watt RMS |
| 4ch 40hm: | 4x 250 Watt RMS |
| 4ch 80hm: | Not Allowed |
| Bridge 20hm: | Not Allowed |
| Bridge 40hm: | Not Allowed |
| Bridge 80hm: | 2x 1000 Watt RMS |
| Frequency Response: | 20Hz – 20KHz, +/-1dB |
| THD: | <0.15% |
| S/N rate: | >96 dB A-weighted |
| Crosstalk: | >60dB |
| Damping Factor: | >180 |
| Gain: | 34db |
| Input Sensitivity: | 0,9-1,1V (+/-1dBv) |
| Input Impedance: | 20kOhm balanced, 10kOhm unbalanced |
| Output Mode: | 4-channel / Stereo / Bridged |
| Amp Technology: | Class D |
| Power Supply: | SMPS |
| Protection: | Clip Limiter Short Circuit Overheat Overload Ultrasonic DC Voltage Soft Start |
| Cooling: | Forced-air by axial fan |
| Airflow: | Front to back |
| Input Connectors: | 3-pin XLR |
| Output Connectors: | Speakon |
| Power Connector: | IEC |
| Input Voltage: | 210–240VAC... 50/60Hz |
| Power Consumption: | 1100W |
| Dimensions: | 483x285x44,5mm (WxDxH) |
| Installation depth: | 285mm (excl. conn.) |
| Weight: | 5,9Kg |





DAP Audio's Pure range offers passive and active audio solutions. The passive speakers offer powerful and road-ready solutions for various venues. You can choose between full range speakers from 10" to 15" and add high-power 15" or 18" bass-reflex subwoofers to complete the audio-picture. The full-range 2-way speakers are designed around a 12mm birchwood enclosure while the subwoofers have an 18mm birchwood construction. Each speaker is equipped with speakon connectors which ensure a strong and safe connection every time. The active units present a 10", 12" and 15" full range speaker with a dedicated 18" active subwoofer. With these powerful cabinets you have the right tool for mobile and live sound, applicable for bands, DJs, presentations and more. The on-board Class-D bi-amp amplification offers pure power and keeps these cabinets lightweight and easy to handle. Each unit is equipped with a sophisticated 24bit, 96Khz DSP Processor giving the user the opportunity to select various presets and still be able to tune, store and recall your own sound settings.



Pure-10 Passive 10" Full Range

D3740 10" Passive Full-range Cabinet

DAP Audio's passive Pure-Range offers high-power passive 15" and 18" subwoofers to complement the 10", 12" and 15" units perfectly. Add your favorite amplifiers and processing and you will be able to create a Rock-Steady sound system. If you are looking for a way to add Pure Sound to your party-place, then here's your answer



Technical information:

| | |
|-----------------------------|------------------------------|
| Weight: | 11.8 kg |
| Dimensions LxWxH: | 324x320x500 mm |
| Housing: | 12mm Birch Plywood |
| Frequency Response (-3dB): | 55 - 19.000 Hz |
| Power RMS: | 250 W |
| SPL max @1m: | 124 dB |
| Connection: | Speakon NL4 |
| Power Peak: | 500 W |
| System: | 2-way bass-reflex |
| Frequency Response (-10dB): | 48 - 20.000 Hz |
| Speaker Low: | 10", 8 Ohm, 50 mm Voice Coil |
| Sensitivity Speaker: | 96 dB / W / m |
| Dispersion Horn (HxV): | 90 x 45 ° |
| Recommended HPF: | 50 Hz, BW-24 |
| Impedance Speaker: | 8 Ω |

FEATURES:

- 500 Watt
- Rotatable 90x60 Horn
- Lightweight: 11,8 Kg
- Scratch resistant painting



Pure-12 Passive 12" Full Range

D3741 12" Passive Full-range Cabinet

DAP Audio's passive Pure-Range offers high-power passive 15" and 18" subwoofers to complement the 10", 12" and 15" units perfectly. Add your favorite amplifiers and processing and you will be able to create a Rock-Steady sound system. If you are looking for a way to add Pure Sound to your party-place, then here's your answer

Technical information:

| | |
|-----------------------------|------------------------------|
| Weight: | 18.9 kg |
| Dimensions LxWxH: | 363x355x550 mm |
| Housing: | 12mm Birch Plywood |
| Frequency Response (-3dB): | 50 - 19.000 Hz |
| Power RMS: | 300 W |
| SPL max @1m: | 126 dB |
| Connection: | Speakon NL4 |
| Power Peak: | 600 W |
| System: | 2-way bass-reflex |
| Frequency Response (-10dB): | 45 - 20.000 Hz |
| Speaker Low: | 12", 8 Ohm, 65 mm Voice Coil |
| Sensitivity Speaker: | 97 dB / W / m |
| Dispersion Horn (HxV): | 75 x 50 ° |
| Recommended HPF: | 42 Hz, BW-24 |
| Impedance Speaker: | 8 Ω |

FEATURES:

- 600 Watt
- 90x45° dispersion for even coverage
- Lightweight: 18,9 Kg
- Scratch resistant painting



Pure-15 Passive 15" Full Range

D3742 15" Passive Full-range Cabinet

DAP Audio's passive Pure-Range offers high-power passive 15" and 18" subwoofers to complement the 10", 12" and 15" units perfectly. Add your favorite amplifiers and processing and you will be able to create a Rock-Steady sound system. If you are looking for a way to add Pure Sound to your party-place, then here's your answer

Technical information:

| | |
|-----------------------------|------------------------------|
| Weight: | 25 kg |
| Dimensions LxWxH: | 415x407x648 mm |
| Housing: | 12mm Birch Plywood |
| Frequency Response (-3dB): | 45 - 19.000 Hz |
| Power RMS: | 400 W |
| SPL max @1m: | 128 dB |
| Connection: | Speakon NL4 |
| Power Peak: | 800 W |
| System: | 2-way bass-reflex |
| Frequency Response (-10dB): | 40 - 20.000 Hz |
| Speaker Low: | 15", 8 Ohm, 65 mm Voice Coil |
| Sensitivity Speaker: | 99 dB / W / m |
| Dispersion Horn (HxV): | 75 x 50 ° |
| Protection: | High Frequency Protection |
| Impedance Speaker: | 8 Ω |

FEATURES:

- 800 Watt
- 90x45° dispersion for even coverage
- High sensitivity: 99db/1W/1m
- Scratch resistant painting





Pure-15S Passive 15" Subwoofer

D3743 15" Passive Subwoofer Cabinet

DAP Audio's passive Pure-Range offers high-power passive 15" and 18" subwoofers to complement the 10", 12" and 15" units perfectly. Add your favorite amplifiers and processing and you will be able to create a Rock-Steady sound system. If you are looking for a way to add Pure Sound to your party-place, then here's your answer

Technical information:

| | |
|-----------------------------|-----------------------|
| Weight: | 31 kg |
| Dimensions LxWxH: | 552x454x570 mm |
| Housing: | 18mm Birch Ply wood |
| Frequency Response (-3dB): | 38 - 160 Hz |
| Power RMS: | 600 W |
| SPL max @1m: | 131 dB |
| Connection: | Speakon NL4 |
| Power Peak: | 1200 W |
| System: | Bass-reflex Subwoofer |
| Frequency Response (-10dB): | 35 - 200 Hz |
| Crossover Frequency: | 125 Hz, 24 dB/Oct BW |
| Speaker Low: | 15", 4" Voice coil |
| Sensitivity Speaker: | 103 dB / W / m |
| Recommended HPF: | 36 Hz, BW-24 |
| Impedance Speaker: | 8 Ω |

FEATURES:

- 1200 Watt
- 15" Die-cast woofer with 4" Voice-coil
- Optimised for best size/weight to SPL output ratio
- M12/35mm pole mount



Pure-18S Passive 18" Subwoofer

D3744 18" Passive Subwoofer Cabinet

DAP Audio's passive Pure-Range offers high-power passive 15" and 18" subwoofers to complement the 10", 12" and 15" units perfectly. Add your favorite amplifiers and processing and you will be able to create a Rock-Steady sound system. If you are looking for a way to add Pure Sound to your party-place, then here's your answer

Technical information:

| | |
|-----------------------------|-----------------------|
| Weight: | 36 kg |
| Dimensions LxWxH: | 602x520x655 mm |
| Housing: | 18mm Birch Plywood |
| Frequency Response (-3dB): | 35 - 160 Hz |
| Power RMS: | 800 W |
| SPL max @1m: | 133 dB |
| Connection: | Speakon NL4 |
| Power Peak: | 1600 W |
| System: | Bass-reflex Subwoofer |
| Frequency Response (-10dB): | 32 - 200 Hz |
| Crossover Frequency: | 125 Hz, 24 dB/Oct BW |
| Speaker Low: | 18", 4" Voice coil |
| Sensitivity Speaker: | 104 dB / W / m |
| Recommended HPF: | 32 Hz, BW-24 |
| Impedance Speaker: | 8 Ω |

FEATURES:

- 1600 Watt
- 18" Die-cast woofer with 4" Voice-coil
- Optimised for best size/weight to SPL output ratio
- M12/35mm pole mount



Pure-15(A)S castor board

D3730
including wheels

Technical information:

Dimensions LxWxH: 552 x 454 x 150 mm
Weight (kg/100m): 6.5 kg
Wheels: Blue wheels 100mm
(2 swivel, 2 including brake)



Pure-18(A)S Castor board

D3731
including wheels

Technical information:

Weight: 7.5 kg
Dimensions: 602 x 520 x 150 mm (LxWxH) mm
Wheels: Blue wheels 100mm
(2 swivel, 2 including brake)



Transport Cover for Pure-10(A)

D3784

Technical information:

Weight: 1 kg
Dimensions LxWxH: 340 x 330 x 510 mm



Transport Cover for Pure-12(A)

D3780

Technical information:

Weight: 1 kg
Dimensions LxWxH: 560 x 375 x 366 mm



Transport Cover for Pure-15(A)

D3781

Technical information:

Weight: 1.1 kg
Dimensions LxWxH: 650 x 436 x 420 mm



Transport Cover for Pure-15(A)S

D3782

Technical information:

Weight: 1.1 kg
Dimensions LxWxH: 565 x 460 x 600 mm



Transport Cover for Pure-18(A)S

D3783

Technical information:

Weight: 1.2 kg
Dimensions LxWxH: 660 x 530 x 610 mm





Pure-10A 10" Full Range Top Cabinet with DSP

D3719 10" Active Cabinet with DSP

DAP Audio's Pure-Series offers an active 15" and an active 18" subwoofer with 1600W Class-D power which complements the 10", 12" and 15" unit perfectly. Equipped with a 24-bit DSP-module accessible through a large LCD-display, you have the possibility to determine perfectly the sound you require for your venue. If you are looking for a way to add Pure bass to your party-place, then here's your answer

Technical information:

| | |
|----------------------------|------------------------------|
| Power Consumption: | 600 W |
| Weight: | 13 kg |
| Dimensions LxWxH: | 324x320x500 mm |
| Housing: | 12mm Birch Plywood |
| Power RMS: | 600 W |
| Cooling: | Forced |
| SPL max @1m: | 125 dB |
| Connection Audio: | XLR In/Out |
| System: | 2-way Active Bass-reflex |
| Frequency Response (-6dB): | 52 - 20000 Hz |
| Impedance Input: | 10 K Ω |
| Input Line: | 2 |
| Speaker Low: | 10", 8 Ohm, 50 mm Voice Coil |
| Dispersion Horn (HxV): | 90 x 60 ° |

FEATURES:

- 600W RMS
- Active speaker system
- 24-bit DSP Processor with LCD-display
- 2ch Input mixer
- 35mm pole mount



Pure-15AS 15" Subwoofer with DSP

D3726 15" Active Subwoofer with DSP

DAP Audio's Pure-Series offers an active 15" and an active 18" subwoofer with 1600W Class-D power which complements the 10", 12" and 15" unit perfectly. Equipped with a 24-bit DSP-module accessible through a large LCD-display, you have the possibility to determine perfectly the sound you require for your venue. If you are looking for a way to add Pure bass to your party-place, then here's your answer

Technical information:

| | |
|----------------------------|------------------------------|
| Power Consumption: | 600 W |
| Weight: | 33 kg |
| Dimensions LxWxH: | 552x454x570 mm |
| Housing: | 18mm Birch Plywood |
| Housing Colour: | Black scratch resistant |
| Power RMS: | 800 W |
| Cooling: | Forced |
| SPL max @1m: | 128 dB |
| Connection Audio: | XLR In/Out |
| System: | Active Bass-reflex subwoofer |
| Frequency Response (-6dB): | 38 - 150 Hz |
| Impedance Input: | 10 K Ω |
| Input Line: | 2 |
| Speaker Low: | 15", 4" Voice coil |

FEATURES:

- 800W RMS, 1600W Class-D
- Active speaker system
- 24-bit DSP Processor with LCD-display
- 2ch Input mixer
- M12/35mm pole mount



Pure Club 12

D3760 12" Sub + 6" Tops Active Speaker Set without DSP

The Pure Club 12 set has two 6,5/1" satellites and a 12" subwoofer with built-in amplifier. Satellites are equipped with neodymium high drivers and a special wave guide for frequencies up to 20Khz. The built-in dynamics will protect the system and speaker drivers against overload and will give an excellent frequency response at any sound level. The set is finished with scratch resistant paint and stylish metal grills. Pure Club 12 set is ideal for small partys schools, practice rooms and exhibitions

Technical information:

| | | | |
|----------------------------|---|--------------------------------|----------------------|
| Housing: | Plywood | Power Amp High: | 2x 120W RMS at 8 Ohm |
| Frequency Response (-3dB): | 45 - 20000 Hz | Dispersion Satellite (HxV): | 90 x 60 ° |
| S/N Ratio: | > 100 dB | Dispersion Sub (HxV): | 360 x 180 ° |
| Crossover Frequency: | 125 Hz, 24 dB/Oct BW | Sensitivity Sub (Half Space): | 100 dB / W / m |
| Speaker Low: | 12" / 2" Voice Coil | Sensitivity Sat. (Full Space): | 95 dB / W / m |
| Speaker High: | 6.5/1" passive vented PA satellite speaker system | Dimensions Sub LxWxH: | 450 x 510 x 600 mm |
| | | Dimensions Sat. LxWxH: | 240 x 388 x 245 mm |
| | | Weight Subwoofer: | 26 kg |
| Protection: | Short circuit, temperature, overload | Weight Satellite: | 6.4 kg |
| Power Amp Low: | 350 Watt RMS in 8 Ohm | SPL peak Sub @1m: | 125.4 dB |
| | | SPL peak Sat. @1m: | 115.8 dB |

FEATURES:

- Built-in amplifiers & dynamics
- HiFi Sound quality
- Adjustable subwoofer level
- Phase invert switch



Pure Club 15

D3761 15" Sub + 8" Tops Active Set with DSP

The bigger brother of the Pure Club 12 with a 15" subwoofer and two 8"/1" satellites. The satellites are equipped with neodymium high drivers and a special wave guide for frequencies up to 20Khz. Due to the 8" mid speakers this set has a more detailed natural sound quality. The built-in DSP processor will protect the system and speaker drivers against overload and will give an excellent frequency response at any sound pressure level. The set is finished with scratch resistant paint and stylish metal grills.

Technical information:

| | |
|-----------------------------|------------------------------|
| Weight: | 11.8 kg |
| Dimensions LxWxH: | 324x320x500 mm |
| Housing: | 12mm Birch Plywood |
| Frequency Response (-3dB): | 55 - 19.000 Hz |
| Power RMS: | 250 W |
| SPL max @1m: | 124 dB |
| Connection: | Speakon NL4 |
| Power Peak: | 500 W |
| System: | 2-way bass-reflex |
| Frequency Response (-10dB): | 48 - 20.000 Hz |
| Speaker Low: | 10", 8 Ohm, 50 mm Voice Coil |
| Sensitivity Speaker: | 96 dB / W / m |
| Dispersion Horn (HxV): | 90 x 45 ° |
| Recommended HPF: | 50 Hz, BW-24 |
| Impedance Speaker: | 8 Ω |

FEATURES:

- Compact & Powerful
- 24-bit DSP Processor with LCD-display
- Natural sound quality
- Fully customizalbe EQ





Odin SF-12A

D3930 12" Side Fill Cabinet

The Odin SF-12A and SF-15A Side Fills are 2-way full-range active bi-amped speakers. They have been equipped with Celestion speakers and a sturdy, road-ready design. With these units the sound engineer can provide a more developed and well-balanced sound on stage. Through separate stage monitors each band-member receives his own personal mix. But by adding the Side Fills around the stage, preferable in an X-Stage setting, each performer hears exactly what is going on with all the other instruments on stage. This adds more freedom for the sound engineer and gives the possibility of designing a larger stage setup

Technical information:

| | |
|------------------------------|--|
| System: | 2-way full range cabinet |
| AMP Power: | 800 W Continuous, Bi-AMP(Class D-350 W LF, Class AB-130 W HF), 3200W Peak |
| Speaker: | 1" Celestion Compression Driver, 1.75" Voice Coil, 60W RMS, 240W Peak 12" Celestion Woofer, Water Resistant Coating, 3" Voice Coil, 350W-RMS/1400W-Peak |
| Frequency Response (+/-3dB): | 60 Hz - 19 kHz |
| MAX SPL @ 1m: | 128dB |
| Crossover frequency: | 1,6 KHz |
| Dispersion(-6dB): | 80° Horizontal / 60° Vertical (Rotatable Horn) |
| Cooling: | Passive Cooling + forced cooling inside |
| Audio Connector: | XLR In- and output |
| Data Connector: | RJ45 Data In & Link Cascading Connector |
| External Controls: | 9 Fixed Preset + 1 Editable preset, Power Switch with LED indicators for Clip/SIG / PROT |
| DSP Processor: | 32 bit , 24bit/48kHz Audio conversion AD/DA |
| Electronic Protections: | Thermal / Convection-Fan / Overload / Digital Limiter / Compressor |
| Mains Connector: | Neutrik PowerCON Connector In & Out |
| Power Supply: | 100 ~ 240VAC, 50Hz/60Hz |
| Power Consumption: | 700W |
| Enclosure Construction: | 15mm Birch Plywood, Resistant Black Paint, 1.5T Metal Grill with Foam, One Handle on Each Side, Water Resistant Coating |
| Mounting: | Polemount Adaptor |
| Dimensions (HxWxL): | 646 x 396 x 379 mm |
| Net Weight: | 26 Kg / 57.3 lbs |
| Optional Accessories: | DSP Network Interface CL-4 |

FEATURES:

- Celestion driven 2-way full range speaker
- Roadproof design and water resistant coating
- Integrated DSP processor
- Active bi-amp system
- Neutrik PowerCON Connector In & Out



Odin SF-15A**D3931 15" Side Fill Cabinet**



The Odin SF-12A and SF-15A Side Fills are 2-way full-range active bi-amped speakers. They have been equipped with Celestion speakers and a sturdy, road-ready design. With these units the sound engineer can provide a more developed and well-balanced sound on stage. Through separate stage monitors each band-member receives his own personal mix. But by adding the Side Fills around the stage, preferable in an X-Stage setting, each performer hears exactly what is going on with all the other instruments on stage. This adds more freedom for the sound engineer and gives the possibility of designing a larger stage setup

Technical information:

| | |
|------------------------------|---|
| System: | 2-way full range cabinet |
| AMP Power: | 800 W Continuous, Bi-AMP(Class D-350 W LF, Class AB-130 W HF), 3200W Peak |
| Speaker: | 1" Celestion Compression Driver, 1.75" Voice Coil, 60W RMS, 240W Peak 15" Celestion Woofer, Water Resistant Coating, 3" Voice Coil, 350W-RMS/1400W-Peak |
| Frequency Response (+/-3dB): | 50 Hz - 19 kHz |
| MAX SPL @ 1m: | 129dB |
| Crossover frequency: | 1,6 KHz |
| Dispersion(-6dB): | 80° Horizontal / 60° Vertical (Rotatable Horn) |
| Cooling: | Passive Cooling + forced cooling inside |
| Audio Connector: | XLR In- and output |
| Data Connector: | RJ45 Data In & Link Cascading Connector |
| External Controls: | 9 Fixed Preset + 1 Editable preset, Power Switch with LED indicators for Clip/ SIG / PROT |
| DSP Processor: | 32 bit , 24bit/48kHz Audio conversion AD/DA |
| Electronic Protections: | Thermal / Convection-Fan / Overload / Digital Limiter / Compressor |
| Mains Connector: | Neutrik PowerCON Connector In & Out |
| Power Supply: | 100 ~ 240VAC, 50Hz/60Hz |
| Power Consumption: | 700W |
| Enclosure Construction: | 15mm Birch Plywood, Resistant Black Paint, 1.5T Metal Grill with Foam, One Handle on Each Side, Water Resistant Coating |
| Mounting: | Polemount Adaptor |
| Dimensions (HxWxL): | 711 x 439 x 395 mm |
| Net Weight: | 28 Kg / 61.7 lbs |
| Optional Accessories: | DSP Network Interface |

FEATURES:

- Celestion driven 2-way full range speaker
- Roadproof design and water resistant coating
- Integrated DSP processor
- Neutrik PowerCON Connector In & Out
- Active bi-amp system



DAP Audio's Edge-series wireless microphones consist of a handheld system and a beltpack system. The UHF True Diversity receiver is not only equipped with a clear full colour LCD-screen with which operating the system becomes very easy. The great advantage of this system is the Scan-feature. With this feature the Edge receiver shows exactly which frequencies are not occupied. This gives the user the possibility to choose the right frequency without having to worry about any interference. The handheld unit holds a cardioid condenser microphone and both the handheld and the beltpack are equipped with an OLED-display. The Edge-series is completed with a dedicated ED-1 antenna distributor and optionally a set of 2 EUA-1 unidirectional antennas. The Edge handheld and the beltpack are available as additional accessories as well.



EDGE EHS-1 D1475B Wireless Handheld System, freq 606-668 MHz



Technical information:

| | | | |
|----------------------|-----------------------|---------------------------|---------------------------------------|
| Sensitivity: | 2,2 mV/Pa (@1KHz) | Spurious Rejection: | >50 dBC |
| Lifetime: | 10 hour | Type Transmitter: | Handheld |
| Frequency Band: | 606-668 MHz | Type Receiver: | True Diversity |
| Connection Output: | XLR + Jack (balanced) | Power Supply Transmitter: | 2x Battery LR6, AA1.5V (not included) |
| Frequency Response: | 60 - 18000 Hz | Power Supply Receiver: | External Power Adapter |
| S/N Ratio: | >100 dB | Dimensions Transmitter: | 50 x 254 |
| Polar Pattern: | Cardioid | Dimensions Receiver: | 250 x 180 x 43 mm |
| SPL max: | 130 dB | Weight Transmitter: | 0.38 kg |
| RF Power: | 10 mW | Weight Receiver: | 1.11 kg |
| Frequency Deviation: | ±75 kHz | Power Supply External: | 12-15VDC, 800mA |
| Stability: | 0,0015 % | | |

FEATURES:

- UHF true-diversity receiver with full colour LCD display
- Band Scan function for interference elimination
- Hand-held microphone with OLED display
- High-quality cardioid condenser capsule
- Free and easy operation with clear and pure sound



EDGE EBS-1 D1476B Wireless Beltpack System, Freq 606-668 MHz



Technical information:

| | | | |
|----------------------|-----------------------|---------------------------|---------------------------------------|
| Sensitivity: | 1,9 mV/Pa | Spurious Rejection: | >50 dBC |
| Lifetime: | 10 hour | Type Transmitter: | Beltpack |
| Frequency Band: | 606-668 MHz | Type Receiver: | True Diversity |
| Connection Input: | Mini 4-pin XLR | Power Supply Transmitter: | 2x Battery LR6, AA1.5V (not included) |
| Connection Output: | XLR + Jack (balanced) | Power Supply Receiver: | External Power Adapter |
| Frequency Response: | 50 - 19000 Hz | Dimensions Transmitter: | 90 x 65 x 22 |
| S/N Ratio: | >100 dB | Dimensions Receiver: | 250 x 180 x 43 mm |
| Polar Pattern: | Cardioid | Weight Transmitter: | 0.11 kg |
| SPL max: | 133 dB | Weight Receiver: | 1.11 kg |
| RF Power: | 10 mW | Power Supply External: | 12-15VDC, 800mA |
| Frequency Deviation: | ±75 kHz | | |
| Stability: | 0,0015 % | | |

FEATURES:

- UHF true-diversity receiver with full colour LCD display
- Band Scan function for interference elimination
- Belt-pack transmitter with OLED display
- High-quality cardioid condenser headset
- Free and easy operation with clear and pure sound



EDGE EHM-1

D1477B Handheld microphone

Wireless handheld microphone

Technical information:

| | |
|---------------------------|---------------------------------------|
| Sensitivity: | 2,2mV/Pa(@1KHz) |
| Lifetime: | 10 hour |
| Frequency Band: | 606-668 MHz |
| Frequency Response: | 60 - 19000 Hz |
| S/N Ratio: | >100 dBr |
| Polar Pattern: | Cardioid |
| SPL max: | 130 dB |
| RF Power: | 10 mW |
| Frequency Deviation: | ±75 kHz |
| Stability: | 0,0015 % |
| Spurious Rejection: | >50 dBC |
| Type Transmitter: | Handheld |
| Power Supply Transmitter: | 2x Battery LR6, AA1.5V (not included) |
| Dimensions Transmitter: | 50 x 254 |
| Weight Transmitter: | 0.38 kg |

EHM-AS1

D1490 Adaptorring

The EHM-AS1 adaptor ring will convert the EDGE EHM-1 handheld transmitter into a Shure compatible handheld. It is simply screwed in place of the standard capsule, and then you could mount any standard Shure capsule on this ring.

EDGE EBT-1

D1478B Beltpack transmitter

Wireless beltpack transmitter

Technical information:

| | |
|---------------------------|--------------------------------------|
| Lifetime: | 10 hours |
| Connection Input: | Mini 4-pin XLR |
| Frequency Band: | 606-668 MHz |
| Frequency Response: | 50 - 19000 Hz |
| S/N Ratio: | > 100 dBr |
| Polar Pattern: | Cardioid |
| SPL max: | 133 dB |
| RF Power: | 10 mW |
| Frequency Deviation: | ±75 kHz |
| Stability: | 0,0015 % |
| Spurious Rejection: | >50 dBC |
| Type Transmitter: | Beltpack |
| Power Supply Transmitter: | 2x Battery LR6, AA1.5V(not included) |
| Dimensions Transmitter: | 90 x 65 x 22 |
| Weight Transmitter: | 0.11 kg |



FEATURES:

- Hand-held microphone with OLED display
- High-quality cardioid condenser capsule
- Free and easy operation with clear and pure sound



FEATURES:

- Belt-pack transmitter with OLED display
- High-quality cardioid condenser headset
- Free and easy operation with clear and pure sound





FEATURES:

- Powered by antenna distributor or EDGE-receiver
- Microphone standmount adapter
- Unidirectional pick-up pattern

EDGE EUA-1

D1486 Set of 2 Unidirectional Antennas

Professional active unidirectional antenna system

Technical information:

| | |
|--------------------------|---|
| Power supply: | 9-15V, 100 mA (power via EDGE receiver/distributor) |
| Full frequency band: | 470 - 870 MHz |
| Effective working angle: | 100° |
| Frequency Band: | 470 – 980 MHz |
| Antenna Gain: | 6 dBi |
| Boostergain: | 0 dB / +10 dB selectable |
| Connector: | 1 x BNC OUT |
| Mounting: | 5/8" thread |
| Housing: | PCB |
| Color: | Black |
| IP rating: | IP20 |
| Dimensions: | 270 x 26 x 305 mm (LxWxH) |
| Weight: | 0,6 kg |



FEATURES:

- DC-power and antenna signal distribution
- Cascade function for connecting extra distributors

EDGE ED-1


D1485 Antenna Distributor

Professional antenna distributor

Technical information:

| | |
|-------------------------------------|---------------------------------------|
| Power supply: | DC 12V / 5A |
| Power consumption: | 200 mA |
| Through A1 to A4 power to receiver: | 12 V (prevent feedback power), 500 mA |
| Frequency Band: | 470 – 980 MHz |
| Impedance: | 50 Ω |
| IIP3: | 20 dBm (minimum/classical) |
| Reflection loss: | 20 dBm (minimum/classical) |
| Connections: | 10 dB (all high frequency output) |
| Connector: | 12 x BNC (2 x IN, 10 x OUT) |
| Mounting: | 19" with provided rack mounting |
| Housing: | Metal & flame-retardant plastic |
| Color: | Black |
| IP rating: | IP20 |
| Dimensions: | 151 x 215 x 44,5 mm (LxWxH) |
| Weight: | 1,02 kg |







EDCS-626

D6593B 6" Ceilingspeaker Black

D6593W 6" Ceilingspeaker White

The DAP EDCS series combine a good sound quality and stylish design in an affordable solution for commercial audio installations. These series is available in both white and black enclosures and are the right tool for any installation audio job.

Technical information:

| | |
|---------------------|--------------|
| Weight: | 0.76 kg |
| Dimensions LxWxH: | 186 x 74 mm |
| Housing: | ABS |
| IP Rating: | 20 |
| Mounting Hole: | 170 mm |
| Sensitivity: | 93 |
| Impedance: | 0.072 kΩ |
| SPL max @1m: | 97 dB |
| Power Taps: | 3/6 W |
| Power Max.: | 6 W |
| Frequency Response: | 100 - 15k Hz |
| Dispersion: | 360 x 180 ° |
| Line Voltage: | 100 V |

FEATURES:

- Modern and stylish design
- Magnetic cover for easy installation and maintenance
- Excellent price performance ratio



EDCS-8210

D6594W 8" Ceilingspeaker White

D6594B 8" Ceilingspeaker Black

The DAP EDCS series combine a good sound quality and stylish design in an affordable solution for commercial audio installations. These series is available in both white and black enclosures and are the right tool for any installation audio job.

Technical information:

| | |
|---------------------|--------------|
| Weight: | 1 kg |
| Dimensions LxWxH: | 232 x 90 mm |
| Housing: | ABS |
| IP Rating: | 20 |
| Mounting Hole: | 210 mm |
| Sensitivity: | 93 |
| Impedance: | 0.072 kΩ |
| SPL max @1m: | 97 dB |
| Power Taps: | 5/10 W |
| Power Max.: | 10 W |
| Frequency Response: | 100 - 15k Hz |
| Dispersion: | 360 x 180 ° |
| Line Voltage: | 100 V |

FEATURES:

- Excellent price performance ratio
- Modern and stylish design
- Magnetic cover for easy installation and maintenance



EDCS-526

D6592B 5" Ceilingspeaker Black

D6592W 5" Ceilingspeaker White


The DAP EDCS series combine a good sound quality and stylish design in an affordable solution for commercial audio installations. These series is available in both white and black enclosures and are the right tool for any installation audio job.

Technical information:

| | |
|---------------------|--------------|
| Weight: | 0.5 kg |
| Dimensions LxWxH: | 160 x 54 mm |
| Housing: | ABS |
| IP Rating: | 20 |
| Mounting Hole: | 145 mm |
| Sensitivity: | 93 |
| Impedance: | 72 kΩ |
| SPL max @1m: | 97 dB |
| Power Taps: | 3/6 W |
| Power Max.: | 6 W |
| Frequency Response: | 100 - 15k Hz |
| Dispersion: | 360 x 180 ° |
| Line Voltage: | 100 V |

FEATURES:

- Excellent price performance ratio
- Modern and stylish design
- Magnetic cover for easy installation and maintenance



Case for 2x Odin SF-12A

D7226 Premium Line



This Premium line flightcase fits a total of 2 Odin SF-12A.

Technical information:

Dimensions: 890 x 485 x 852mm (incl. wheels)
Wheels: 4x 100mm swivel with brake

Case for 2x Odin SF-15A

D7227 Premium Line



This Premium line flightcase fits a total of 2 Odin SF-15A.

Technical information:

Dimensions: 920 x 530 x 916mm (incl. wheels)
Wheels: 4x 100mm swivel with brake



Case for 2pcs Furion B401

D7268 Premium Line



The Premium line flightcases all excel in the materials used. 9mm high grade plywood, combined with Penn-Elcom hardware and CNC machined foam interiors to keep the Infinity Furion units safe during handling, rigging and transportation form the combination every rigger or rental company is looking for. Dedicated case for 2 units of Infinity Furion B401 and, as a small extra, including 1pcs of the Infinity Stage tool to make rigging life a bit easier.

Technical information:

Dimensions: 600 x 800 x 730mm
 Weight: 36kg
 Wheels: 4x 100mm swivel (4x brake)

Case for 2x iW-1941

D7273 Premium Line



The Premium line flightcases all excel in the materials used. 9mm high grade plywood, combined with Penn-Elcom hardware and CNC machined foam interiors to keep the Infinity iW-1941 units safe during handling, rigging and transportation.. Dedicated case for 4 units of Infinity iW-1941 and, as a small extra, including 1pcs of the Infinity Stage tool to make rigging life a bit easier.

Technical information:

Weight: 35 kg
 Height: 720 mm
 Length: 780 mm
 Width: 580 mm
 Wheels: 4 Swivel with brake

Case for 2x Phantom 280 Hybrid

D7063



Dedicated flightcase for 2 units Showtec Phantom 280 Hybrid. Besides room for 2 units in the preformed space there is also room for accessories like cables or clamps.

Technical information:

Weight: 46 kg
 Height: 900 mm
 Length: 1035 mm
 Width: 460 mm
 Wheels: 2 Swivel and 2 swivel with brake

Case for 4x Helix M1000

D7229 Premium Line



Flightcase for 4pcs Helix M1000 with separate compartments for the corresponding optional accessories. Four tophats or four barndoors, eight beamshapers and room for clamps, cables, quicklocks and safety cables. The perfect transportation method to make sure that your Helix units stay safe and complete on the road.

FEATURES:

- CNC machined foam interiors for max protection
- 9mm high grade plywood carcass construction
- All Penn-Elcom hardware
- 100mm castors with safe weight loading of 400Kg fitted as standard

Case for 4x iW-741

D7272 Premium Line



The Premium line flightcases all excel in the materials used. 9mm high grade plywood, combined with Penn-Elcom hardware and CNC machined foam interiors to keep the Infinity iW-741 units safe during handling, rigging and transportation.. Dedicated case for 4 units of Infinity iW-741 and, as a small extra, including 1 pcs of the Infinity Stage tool to make rigging life a bit easier.

| Technical information: | |
|------------------------|---------------------|
| Weight: | 38 kg |
| Height: | 610 mm |
| Length: | 780 mm |
| Width: | 740 mm |
| Wheels: | 4 Swivel with brake |

Case for 4x Phantom 100 Spot / 180 Wash

D7062



Dedicated flightcase for 4 units Showtec Phantom 100 Spots or 4 units Showtec Phantom 180 Wash. Besides room for 4 units in the preformed space there is also room for accessories like cables or clamps.

| Technical information: | |
|------------------------|----------------------------------|
| Weight: | 65.3 kg |
| Height: | 730 mm |
| Length: | 1030 mm |
| Width: | 740 mm |
| Wheels: | 2 Swivel and 2 swivel with brake |

Case for 4x Shark Scan/Barrel

D7528



Dedicated flightcase for 4x Showtec Shark Scan or Barrel. To adjust the fitment of the flightcase, a foam insert is placed on the bottom.

| Technical information: | |
|------------------------|-------------------------|
| Weight: | 10 kg |
| Height: | 757 mm |
| Length: | 526 mm |
| Width: | 611 mm |
| Wheels: | 4 x 100m swivel & brake |

Case for Mistique

D7271 Premium Line



Flightcase for Showtec Mistique including 2 dedicated compartments for 6Kg steel gas bottles next to the device, an accessory compartment for spare fluid cans below the device and one tray for mounting a stage fan.

| Technical information: | |
|------------------------|--------------------------------|
| Weight: | 15 kg |
| Height: | 900 mm |
| Length: | 600 mm |
| Width: | 600 mm |
| Wheels: | 4x 100mm TENTE (2x incl brake) |

Case for Stage Blinder 1 for 12 pieces

D7061



Dedicated case which can fit 12 pieces Stage Blinder 1. The case is equipped with an extra compartment to hold clmups and cables.

Technical information:

Height: 344 mm
 Length: 1006 mm
 Width: 537 mm
 Wheels: Blue Wheels

Case for Stage Blinder 1 for 6 pieces

D7060



Dedicated case which can fit 6 pieces Stage Blinder 1. The case is equipped with an extra compartment to hold clmups and cables.

Technical information:

Height: 324 mm
 Length: 707 mm
 Width: 424 mm
 Wheels: Blue Wheels

Case for ColorCue 1

D7405

Dedicated flightcase for Showtec ColorCue 1, including powersupply compartment.



Technical information:

Dimensions: 290 x 222 x 135 mm (LxWxH)
 Weight: 3,2 kg

Case for ColorCue 2

D7406

Dedicated flightcase for Showtec ColorCue 2, including powersupply compartment.



Technical information:

Dimensions: 415 x 252 x 135 mm (LxWxH)
 Weight: 4,2 kg

Case for ColorCue 3

D7407

Dedicated flightcase for Showtec ColorCue 3, including powersupply compartment.



Technical information:

Dimensions: 515 x 340 x 150 mm (LxWxH)
 Weight: 5,4 kg





GooseLight XLR, CW

60778 45cm, 3pin straight, dimmable

6 white COB LED's, providing a colour temperature of 6000 to 6500K. The gooseneck light, total length 450mm, has a XLR 3-PIN connector. The LED's are dimmable (by external devices such as mixing consoles and lighting desks). Pin assignment: 1 = Shield 2 = 12VDC 3 = GND

Technical information:

| | |
|---------------------|-----------|
| Light Source: | COB LED |
| Colour Temperature: | 6000 K |
| Beam Angle: | 110 ° |
| Dimmer: | 0-100 % |
| Length: | 450 mm |
| Input Voltage: | 12VDC |
| Connection: | XLR 3 Pin |

FEATURES:

- High output
- External dimmable
- Wide beam pattern



GooseLight XLR, RGBW

60777 45cm, 3pin straight, dimmable

6 RGBW COB LED's, providing the possibility to switch the output into the 4 available colors. The gooseneck light, total length 450mm, has a XLR 3-PIN connector. The LED's are dimmable (by external devices such as mixing consoles and lighting desks). Pin assignment: 1 = Shield 2 = 12VDC 3 = GND

Technical information:

| | |
|---------------------|-----------|
| Light Source: | COB LED |
| Colour Temperature: | 6000 K |
| Beam Angle: | 110 ° |
| Dimmer: | 0-100 % |
| Length: | 450 mm |
| Input Voltage: | 12VDC |
| Connection: | XLR 3 Pin |

FEATURES:

- Switchable 4 Colors
- External dimmable
- Wide beam pattern



GooseLight XLR, RGBW

60776 45cm, 4pin straight, dimmable

6 RGBW COB LED's, providing the possibility to switch the output into the 4 available colors. The gooseneck light, total length 450mm, has a XLR 4-PIN connector and is GMA compatible. The LED's are dimmable (by external devices such as mixing consoles and lighting desks). Pinout: 1=Shield, 2=n.c., 3=12VDC, 4=GND.

Technical information:

Light Source: COB LED
 Beam Angle: 110 °
 Dimmer: 0-100 %
 Length: 450 mm
 Input Voltage: 12VDC
 Connection: XLR 4 Pin



FEATURES:

- Switchable 4 Colors
- External dimmable
- Wide beam pattern





Produced in Europe, these extremely robust stands have been designed for being on the road. Stable, heavy weight, easy to set up and handle; they can match the specifications of any leading brand. All used materials are an expression of the quality standards we have set for Mammoth Stands. These stands are available in different heights and also suitable for miking amps and drums.

Speaker Stand 35mm Alu

D8601 Mammoth Stands

Professional, lightweight, aluminium speaker stand with a magnesium joint and double leg reinforcements ensuring extra stability and increased maximum permissible load.


Technical information:

| | |
|----------------|---------|
| Weight: | 3.45 kg |
| Height Max.: | 2.05 m |
| Height Min.: | 126 m |
| Diameter Tube: | 35 mm |
| Load Max.: | 40 kg |

FEATURES:

- Lightweight aluminium
- Magnesium joint
- Double leg reinforcement





E3.9N - MKII Indoor

101576 50x50cm

The E3.9N-MKII Indoor is an affordable HD Led screen with a pixel pitch of 3,9mm. It has a lightweight and modular design and is suitable for a wide range of applications. Mechanical connection is easy and fast due an innovative quick lock system. The power- and data box can be removed easily in order to ensure fast service at any time. On the backside of the panel there are two status LED. One to indicate the power connection and a second one to indicate the data connection. Power connection is done by blue and white power connector. Data by RJ45 connectors. A carrying handle on the top functions as an ergonomic carrying handle.

Technical information:

| | | | |
|---------------------|---------------------|----------------------------|------------------------|
| Power Supply: | 100 - 240 VAC | Luminance: | 1500 Nit |
| Weight: | 8.4 kg | Power Consumption Max.: | 122 W |
| Connection Data: | RJ45 | Power Consumption Average: | 67 W |
| IP Rating: | IP 20 | Cabinet Ratio: | 1:1 |
| Refresh Rate: | >2000 Hz | Rigging Vertical Max.: | 20 panels |
| Cooling: | Convection | Curved Angles: | N/A |
| Viewing Angle: | 140 x 140 ° | Control System: | Novastar |
| Pixel Pitch: | 3.91 mm | Receiving Card: | MRV 220-2 |
| Pixels per Cabinet: | 128 x 128 px | Connection Power: | Pro Power in- & output |
| LED light Source: | SMD2020 Black Frame | Locking System: | Fast Lock System |
| Dimensions Cabinet: | 500 x 500 x 78 mm | | |

FEATURES:

- Affordable pricing
- Lightweight
- High refresh rate
- Novastar Control



E6-N**101367 50x100cm**


The DMT E6-N screen is equipped with a NovaStar A5s receiver-card which guarantees a steady and reliable control system. The light weight frame with a very flexible rigging system allows you to build various horizontally curved shapes in five different angle positions (15°, 7.5°, 0°, -7.5°, -15°). This gives you a nearly unlimited freedom to build your screen in any shape. The E6-N is the ideal indoor 6.25mm high resolution solution with a very high value for money content. Suitable for rental but also fixed installations projects. The E6-N is the right indoor tool for the most demanding and creative visual designer.


Technical information:

| | | | |
|---------------------|---------------------------------|----------------------------|----------------------------|
| Power Supply: | 100 - 240 VAC | Dimensions Module: | 500 x 250 mm |
| Weight: | 11.2 kg | Dimensions Cabinet: | 500 x 1000 x 63 mm |
| Connection Data: | ProCat In/Out | Luminance: | 1200 Nit |
| Certification: | CE, EMC, LVD, FCC, ETL, RoHS | Power Consumption Max.: | 300 W |
| IP Rating: | IP 20 | Power Consumption Average: | 100 W |
| Refresh Rate: | <1600 Hz | Cabinet Ratio: | 1:2 |
| Cooling: | Convection | Rigging Vertical Max.: | 10 panels |
| Ambient Temp.: | -10 ~ +45 °C | Curved Angles: | - 15°, -7.5°, 0, 7.5°, 15° |
| Viewing Angle: | 110 x 110 ° | Control System: | Novastar |
| Pixel Pitch: | 6.25 mm | Transparency: | 0 % |
| Pixels per Cabinet: | 80 x 160 px | Receiving Card: | A5s |
| LED light Source: | SMD 2020 Black face | Connection Power: | Pro Power In/Out |
| Pixels per Module: | 80 x 40 px | Locking System: | Fast Lock System |

FEATURES:

- 6.25mm pixel pitch
- NovaStar Control system
- Curving in 5 different angle positions
- Easy Rigging
- Lightweight only 11 Kg





FI Install Series

101850 FI 1.2mm

FI Install Series

101851 FI 1.5mm

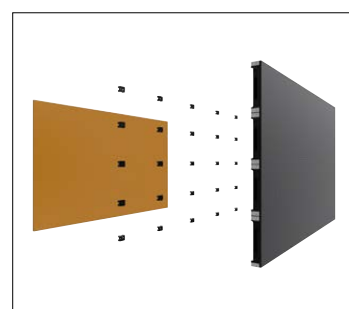


FI Install Series

101852 FI 1.8mm

The FI-1.2 / FI-1.5 / FI-1.8 are indoor fine-pitch led screens for fixed installation projects and available in 1.2 / 1.5 / 1.8mm pixel pitch. All available models have an exact 16:9 (pixel) ratio therefore it's easy to achieve HD / FHD / UHD / SHV resolutions and no external scaler is required. The modular construction of the screen within a high precision lightweight aluminum frame of only 8kg guarantees a seamless screen setup and provides convection cooling at the same time. Led modules and PSU's are serviceable from the front or rear end of the screen, due to the screen thickness of only 76mm very suitable for various applications.

FEATURES:

- High Refresh Rate
- Front / Rear service
- 160° Viewing angle
- Lightweight
- NovaStar control system



| ORDERCODE: | 101850 | 101851 | 101852 |
|----------------------------|---|---|---|
| Pixel Pitch: | 1.25mm | 1.56mm | 1.87mm |
| LED light source: | 3in1 SMD | 3in1 SMD | 3in1 SMD |
| Brightness Level: | 600 - 800 Nits (adjustable) | 600 - 800 Nits (adjustable) | 600 - 800 Nits (adjustable) |
| Transparency: | 0% | 0% | 0% |
| Refresh rate: | >3840Hz (configurable) | >3840Hz (configurable) | >3840Hz (configurable) |
| Contrast ratio: | 8000:1 | 8000:1 | 8000:1 |
| Module Resolution: | 120 x 135px - WxH | 96 x 108px - WxH | 80 x 90px - WxH |
| Cabinet Resolution: | 480 x 270px - WxH | 384 x 216px - WxH | 320 x 180px - WxH |
| Viewing angle: | 160° x 160° (Hor. x Ver.) | 160° x 160° (Hor. x Ver.) | 160° x 160° (Hor. x Ver.) |
| Control system: | Novastar A7S | Novastar A5S | Novastar A5S |
| Input Voltage: | 100~240VAC, 50/60Hz | 100~240VAC, 50/60Hz | 100~240VAC, 50/60Hz |
| Max Power Consumption: | 110 W/panel | 96 W/panel | 92 W/panel |
| Average Power Consumption: | 27 W/panel | 25 W/panel | 24 W/panel |
| IP Rating: | IP20 (indoor use only) | IP20 (indoor use only) | IP20 (indoor use only) |
| Data connection: | RJ45 | RJ45 | RJ45 |
| Power connection: | Internal power link, Custom power connector (supplied with cabinet) | Internal power link, Custom power connector (supplied with cabinet) | Internal power link, Custom power connector (supplied with cabinet) |
| Cooling: | Convection cooling | Convection cooling | Convection cooling |
| Mechanical connection: | No locking system, only M8 thread insert for direct wall mount or to custom frame(not included) | No locking system, only M8 thread insert for direct wall mount or to custom frame(not included) | No locking system, only M8 thread insert for direct wall mount or to custom frame(not included) |
| Module size: | 150 x 168.75 mm - W x H | 150 x 168.75 mm - W x H | 150 x 168.75 mm - W x H |
| Cabinet size: | 600 x 337.5 x 76 mm - W x H x D | 600 x 337.5 x 76 mm - W x H x D | 600 x 337.5 x 76 mm - W x H x D |
| Cabinet weight: | 8 Kg | 8 Kg | 8 Kg |
| Operating Temperature: | 0°C ~ +50°C | 0°C ~ +50°C | 0°C ~ +50°C |
| Certification: | TUV, EMC | TUV, EMC | TUV, EMC |

FI Install Series

101541 6mm Permanent Outdoor



FI Install Series

101531 10mm Permanent Outdoor

The DMT FI install series is the ideal screen solution for stadiums, outdoor advertisement or signage solutions due to the IP-65 front-rating and IP-54 back-rating. The FI-6 and FI-10 are available in 6.67 or 10mm pixel pitch furthermore they offer a high brightness level of 5500 Nits. It is very well equipped for permanent outdoor use and preferably as a fixed installed screen. The modular construction of the screen within a lightweight aluminum frame guarantees a seamless screen setup and provides convection cooling at the same time. The cabinets are designed with fast locks for quick and efficient assembly. The LED modules within the screens are hot swappable and serviceable from the rear end of the screen. Each screen is equipped with a Novastar receiver-card which guarantees a steady and reliable control system.

FEATURES:

- IP65
- Permanent outdoor use
- NovaStar control system
- Ideal for stadiums, outdoor advertisement or signage solutions



| ORDERCODE: | 101541 | 101531 |
|----------------------------|--------------------------------|--------------------------------|
| Pixel Pitch: | 6.67mm | 10mm |
| LED light source: | 3in1 SMD 3535 black frame | 3in1 SMD 3535 black frame |
| Brightness Level: | 5500 Nits | 5000 Nits |
| Transparency: | 0% | 0% |
| Refresh rate: | >1000Hz (configurable) | >1000Hz (configurable) |
| Module Resolution: | 48 x 36px | 32 x 24px |
| Cabinet Resolution: | 96 x 108px | 64 x 72px |
| Viewing angle: | 110° x 110° (HxV) | 110° x 110° (HxV) |
| Control system: | Novastar | Novastar |
| Input Voltage: | 100~240VAC, 50/60Hz | 110~240VAC, 50/60Hz |
| Max Power Consumption: | 260 W/panel | 260 W/panel |
| Average Power Consumption: | 85 W/panel | 85 W/panel |
| IP Rating: | IP65 Front / IP54 Rear | IP65 Front / IP54 Rear |
| Data connection: | Neutrik Ethercon | Neutrik Ethercon |
| Power connection: | Neutrik powerCON TRUE1 | Neutrik powerCON TRUE1 |
| Cooling: | Convection cooling | Convection cooling |
| Mechanical connection: | Fastlock system | Fastlock system |
| Maximum rigging height: | 25 Cabinets | 25 Cabinets |
| Module size: | 320 x 240 mm - W x H | 320 x 240 mm - W x H |
| Cabinet size: | 640 x 720 x 113 mm - W x H x D | 640 x 720 x 119 mm - W x H x D |
| Cabinet weight: | 19 Kg | 19 Kg |
| Operating Temperature: | -10°C ~ +45°C | -10°C ~ +45°C |
| Certification: | CE, EMC, LVD, FCC, ETL, RoHS | CE, EMC, LVD, FCC, ETL, RoHS |





Perimeter Bracket for Premiere Series

101744 For all all Premiere Serie LED screens

With the Perimeter bracket you can easily transform each DMT Premiere series led screen into a perimeter screen for sport events, the included rubber top section protects players and LED screen at the same time.

You can also use the Perimeter bracket as a simple stacking frame for LED screens with a maximum stacking height up to 2mtr. (with sufficient ballast applied on rear end)

The Perimeter bracket guarantees a simple and fast setup, leveling can be adjusted for unequal surfaces and furthermore the led screen can be set in 7 different angles from 60 to 90deg.

Due to the innovative design the Perimeter bracket can be dismantled in several small manageable parts for easy transportation. Led panels are not included.

Whenever you need to build a perimeter screen or small stacked screen the Perimeter bracket is the ideal solution for all creative LED video projects.

Technical information:

| | |
|--------------------------|---------------------------------------|
| Weight: | 9.81 kg |
| IP Rating: | IP65 (temporary outdoor use) |
| Dimensions Base: | 998 x 650 mm |
| Screen Angle: | 60 / 65 / 70 / 75 / 80 / 85 / 90 Deg. |
| Maximum Stacking Height: | 2 mtr. |
| Note:: | Led panels not Included! |

FEATURES:

- For all DMT Premiere series LED Screens
- Screen angle can be set to 7 different angles
- Easy setup



MCTRL-300

101629 Sender Box

NOVA STAR

The Novastar MCTRL-300 is a compact basic sending card which makes setting up your Novastar equipped LED screen easy and simple. Encased in a sturdy housing the Novastar MCTRL-300 incorporates not only a DVI and audio input but also an on-board light sensor input. This can be used to connect a Novastar light sensor (101612) directly to the sending card for automatic brightness adjustment when ambient lighting changes. By adding the MCTRL-300 to your LED screen setup you will have the instant ability to play any content of your PC directly on the LED screen.

Technical information:

| | |
|------------------------------|---|
| Input Resolution: | 1280x1024, 1024x1200, 1600x848, 1920x712 or 2048x668 (width and height can be specially defined by customers) |
| Capacity: | 1.3 million pixels |
| Supply Voltage: | AC 100-240V 50/60HZ. |
| Power consumption: | 16W. |
| Control Method: | USB Interface |
| Video Interface: | DVI |
| Audio Interface: | 3.5mm |
| Video Format: | RGB |
| Output Interface: | 2 Ethernet ports |
| Bit Depth Of Video Resource: | 8bit |
| Lightsensor interface: | 1 |
| Dimension: | 204 x 160 x 48mm - W x H x D |
| Weight: | 1kg |
| Operating temperature: | -20 ~ +60° |
| Operating humidity: | 0% RH-95% RH |

For most recent software please check Novastar website: <http://www.novastar.tech/download/>



FEATURES:

- Cabinet config files saving and sending
- 2 x Ethernet output port
- DVI Video Input port
- Lightsensor interface port
- Audio Input

MSD-300

101610 Sender Box


NOVA STAR

The NovaStar MSD-300 is a basic sending card which lets you operate your LED Screen which is equipped with the NovaStar control system. The MSD-300 can be plugged in any PC with a free PCI slot. With the MSD-300 setting up your LED screen becomes easy and simple. Furthermore the MSD-300 can play any content of your PC direct on the LED screen.

Technical information:

| | |
|------------------------------|---|
| Input Resolution: | 1280x1024, 1024x1200, 1600x848, 1920x712 or 2048x668 (width and height can be specially defined by customers) |
| Capacity: | 1.3 million pixels |
| Supply Voltage: | 5.0V (by standard PC connector) |
| Control Method: | USB Interface |
| Video Interface: | DVI |
| Audio Interface: | 3.5mm |
| Video Format: | RGB |
| Output Interface: | 2 Ethernet ports |
| Bit Depth Of Video Resource: | 8bit |
| Lightsensor interface: | 1 |
| Dimension: | 126.3 x 91.4 x 20mm |

For most recent software please check Novastar website: <http://www.novastar.tech/download/>



FEATURES:

- Cabinet config files saving and sending
- 2 x Ethernet output port
- DVI Video Input port
- Lightsensor interface port
- Audio Input



FEATURES:

- Cabinet config files saving and sending
- Full HD Pixels capacity
- HDCP & 12-bit HDMI/DVI input
- 8/10/12-bit Colour Depth
- 4 x Gigabit Ethernet output port
- Audio input
- Lightsensor input

MCTRL600

101622 Sender Box


NOVASTAR

MCTRL600 is a well-known member of the Novastar MCTRL series, it makes setting up your LED Screen with Novastar control system easy and plug and play. It has a built-in HDMI input (HDCP supported) as well as a DVI input allowing you to play your content easily and without big hassles on your LED screen. Multiple units can be cascaded for uniform control. Each unit can control up to 2.3 million pixels. Due to the built-in light sensor input it's possible to connect a light-sensor (101612) directly to the controller to automatically adjust screen brightness to ambient lighting. Therefore the MCTRL600 is also very suitable for fixed installation projects.

Technical information:

| | |
|------------------------------|--|
| Input Resolution: | 1920x1200, 2048x1152, 2560x960 (width and height can be specially defined by customers) |
| Capacity: | 2.3 million pixels. |
| Control Method: | USB Interface / UART In/Out to cascade multiple controllers |
| Video Interface: | HDMI/DVI |
| Audio Interface: | HDMI/3.5mm |
| Video Format: | RGB, YCrCb4:2:2, YCrCb4:4:4 |
| Bit Depth Of Video Resource: | 8/10/12bit |
| Output Interface: | 4 Ethernet ports |
| Supply Voltage: | AC-100-240V-50/60HZ |
| Power consumption: | 16Watt |
| Dimensions: | 482x250x44.4mm (with handles) |
| Dimensions: | 428x250x44.4mm (without handles) |
| Weight: | 2.7Kg. |
| Operating temperature: | -20 ~ +60° |
| Operating humidity: | 0% RH-95% RH, non-condensing |

For most recent software please check Novastar website: <http://www.novastar.tech/download/>





MCTRL-660

101620 Sender Box



The MCTRL-660 is the right alternative for those users who want to setup their LED screen without the need of a connected PC but who are still looking for an affordable solution. The MCTRL-660 makes setting up your LED Screen with Novastar controlsystem easy and plug and play. It has a built-in HDMI input (HDCP supported) as well as DVI input allowing you to play your content easily and without big hassles on your LED screen.

Technical information:

Input Resolution: 1920x1200, 2048x1152, 2560x960
(width and height can be specially defined by customers)
Capacity: 2.3 million pixels.
Supply Voltage: AC-100-240V-50/60HZ
Control Method: USB Interface
Video Interface: HDMI/DVI
Audio Interface: HDMI/3.5mm
Video Format: RGB, YCrCb4:2:2, YCrCb4:4:4
Output Interface: 4 Ethernet ports
Bit Depth Of Video Resource: 8/10/12bit

FEATURES:

- Cabinet config files saving and sending
- Brightness, Color and Test Pattern adjustable by knob
- Full HD Pixels capacity
- HDCP & 12-bit HDMI

For most recent software please check Novastar website: <http://www.novastar.tech/download/>



MCTRL-660 Pro

101621 Sender Box



The MCTRL660 PRO is a professional low-latency controller. A single MCTRL660 PRO has a loading capacity of up to 1920x1200@60Hz. The MCTRL660 PRO has many industry-leading advanced technologies. Various video inputs such as HDMI, DVI, 3G SDI and 6x Gigabit ethernet / 2x 10G optical outputs allow users to configure ultra-large screens with ultra-width or ultra-height.

Technical information:

Input Resolution: 1920x1200@60Hz., 1920x1080@60Hz.,
(width and height can be specially defined by customers)
Capacity: 2.3 million pixels.
Supply Voltage: AC-100-240V-50/60HZ
Power Consumption: 20W
Control Method: USB / Ethernet Interface
Video Input Interface: HDMI/DVI/3G-SDI
Video Format: RGB:4:4:4, YCbCr4:4:4, YCbCr4:2:2, YCbCr4:2:0
Output Interface: 6 x Gigabit ethernet port / 2 x 10G Optical port
Colour Depth: 8/10/12bit
Dimensions: 482.6 x 349.0 x 50.7mm
Weight: 4.6kg
Operating temperature: -20°C ~ +60°C
Operating humidity: 0% RH-90% RH, non-condensing

FEATURES:

- Low latency of less than <1 frame
- Cabinet config files saving and sending
- Brightness, Colour and Test Pattern adjustable by knob
- Full HD Pixels capacity
- 8/10/12-bit Color Depth
- 3G-SDI Input/loop
- 6 x Gigabit Ethernet output port
- 2 x 10G optical output port
- GENLOCK In / Loop

For most recent software please check Novastar website: <http://www.novastar.tech/download/>



VX4S

101630 Video Processor



For the most demanding user who is looking for an all-in-one solution, the VX4S is the right tool for setting up your LED screen with Nova control system. It features a powerful front end processing which eliminates the need of an external scaler. The VX4S offers functions such as PIP (location and size can be adjusted), HDMI in- and output and Colour correction. Inputs can be selected easily by the direct access button on the front and the bright LCD displays allows you to navigate through the intuitive menu's.


FEATURES:

- No PC required
- Support DVI, HDMI, VGA, CVBS, SDI
- Broadcast-level scaling, seamless sync mosaic
- Auto-fit to LED display by shortcut key

Technical information:

Inputs: HDMI, DVI, 2x VGA, 2x CVBS, DP, SDI
 Outputs: Ethernet port x 4
 Loading Capacity: 2.35 million pixels, the maximum pixel CLK is 165MHz
 Video Loop: DVI LOOP, SDI LOOP
 Video Monitor: VGA OUT, DVI OUT
 Communication Mode: USB/LAN
 Image Mosaic: Supported
 Crop Settings: Supported
 PIP: Supported

For most recent software please check Novastar website: <http://www.novastar.tech/download/>



VX6S

101632 Video Processor



The VX6s is an all-in-one video controller that integrates sending card functions with video processing. Designed with powerful video processing capability, it supports 7 video inputs and 6 Gigabit Ethernet outputs. Based on the powerful FPGA processing platform the VX6s supports multiple switching effects, such as quick seamless switching and fade but also an internal scaling function therefore providing flexible screen control experience and outstanding video presentations. The VX6s is also very suitable for fixed installation projects due to the built-in media-player with instant content playback function once USB flash drive is connected, therefore the ideal solution for medium to large led screens.

FEATURES:

- Input: 2 x 3G-SDI, 2 x HDMI1.3, 2 x DVI, 1 x USB(for content playback)
- Outputs: 6 x Ethernet output port
- Maximum video output width is 4096 pixels
- Internal scaling function
- Switching effects, quick seamless switching and fade
- Supports 3 x Layers and 1 x OSD
- Supports PGM preview in switcher mode
- Supports adjustment of input resolutions and backup of input source

Technical information:

Input SDI: 2 x 3G-SDI, up to 1920x1080@60Hz
 Input HDMI: 2 x HDMI1.3 / Supports up to 1920x1200@60Hz / HDCP
 Input DVI: 2 x DVI / Supports up to 1920x1200@60Hz / HDCP
 Input USB: 1 x USB (for instant content playback)
 Control Method: USB / Network Interface
 Output Interface: 6x Ethernet output ports
 Audio output: 2 x RCA connector
 Monitor output: DVI
 Supply Voltage: AC-100-240V-50/60Hz
 Power consumption: 16Watt
 Dimensions: 483.6x273.3x45mm (including handles)
 Dimensions: 440x250.1x 45mm (width without handles)
 Weight: 2.55Kg
 Operating temperature: -20 ~ +60°

For most recent software please check Novastar website: <http://www.novastar.tech/download/>



Pro HD
101631 Video Processor



The NovaPro HD is a professional LED display controller. Besides the function of display control it's also equipped with powerful front end processing, so an external scaler is no longer necessary. It offers a wide range of video inputs, Ethernet and fibre outputs but also extra features such as DMX control and GenLock interface. The display and big rotary button allow you to configure the screen and check all settings without using any computer or software. With professional interfaces, excellent image quality and flexible image control the NovaPro HD is the right controller for small to medium events and projects.

Technical information:

| | |
|------------------------------|--|
| Input resolution DP: | VESA standard |
| Input resolution DVI/HDMI: | VESA standard(1080i) / EIA/CEA-861 standard HDMI-1.3 |
| Input resolution SDI(3G): | 480i / 576i / 720p / 1080i/p |
| Input resolution VGA: | VESA standard |
| Input resolution CVBS: | PAL/NTSC |
| Capacity: | >2.3 million pixels |
| Bit Depth Of Video Resource: | 8/10/12bit |
| Audio input: | 3.5mm stereo jack |
| Control Method: | USB / Network Interface |
| Output Interface: | 4x Ethernet output ports |
| Output Interface: | 4x Fibre output ports |
| Monitor output: | DVI / HDMI |
| Output Loop: | 1xDVI |
| Gen Lock: | Input / Loop |
| DMX control: | Yes |
| Supply Voltage: | AC-100-240V-50/60HZ |
| Power consumption: | 30Watt |
| Dimensions: | 483x389x88.2mm (including handles) |
| Dimensions: | 443x351x 88.2mm (width without handles) |
| Weight: | 6Kg. |
| Operating temperature: | -20 ~ +60° |
| Operating humidity: | 10% RH-90% RH, non-condensing |

FEATURES:

- All-in-One controller with scaler and PIP
- Input: DP/ HDMI / DVI / VGA / CVBS / SDI
- 8/10/12-bit Colour depth
- 4x Gigabit Ethernet output port
- 4x fibre optical output port
- Monitor output 1xHDMI / 1xDVI
- Audio input
- DMX 512 In/Output
- GenLock

For most recent software please check Novastar website: <http://www.novastar.tech/download/>



- FEATURES:**
- 4K Capacity
 - Free rotation
 - Neutrik etherCON outputs
 - Easy operation

Phobos R5



101650 Sender Box

The Novastar Phobos MCTRL R5 is an independent master with a revolutionary significance. The loading capacity of a single unit is up to 3840x1080@60Hz, which is able to meet the on-site requirements of oversized LED displays. Working with the A8s or A10s receiving card, the MCTRL R5 supports free screen configuration on SmartLCT, presenting full rotation of the display screen at any angle, adding diversity to images, and bringing different visual experience to users. The design of MCTRL R5 is innovative, it allows to configure a display at any time without PC. Various video inputs such as HDMI, dual-link DVI, SDI etc. and outputs of 8-channel Neutrik Gigabit Ethernet ports as well as 2-channel optical fibre ports are supported.

Technical information:
 Inputs: 6G SDI interface, HDMI 1.4, Dual-link DVI
 Outputs: 8 channel Neutrik Gigabit Ethernet outputs, 2-channel optical fibre outputs
 Control: Ethernet, USB
 Genlock: Blackburst
 Power supply: AC 100-240V ~ 50/60 Hz
 Power consumption: 25W
 Operating temperature: -20°C ~ +60°C
 Operating humidity: 10% RH – 90% RH
 Dimensions: 482.6 x 334.6 x 52mm
 Weight: 4.3 Kg

For most recent software please check Novastar website: <http://www.novastar.tech/download/>



- FEATURES:**
- Real 4K Controller
 - HDR10 supported
 - DP1.2 / Dual-link DVI / HDMI 2.0
 - 8/10/12-bit Colour Depth
 - 16 x Gigabit Ethernet output port
 - 4 x Optical Fibre output port
 - GENLOCK

Phobos MCTRL4K



101652 Sender Box

The MCTRL4K is a 4K x 2K controller, with a loading capacity up to 3840 x 2160@60Hz for each single unit, it can support any custom resolution within this range as required, thus meeting the on-site configuration requirements of super-wide or super-large LED displays. In Multi-card mode, the controller can be used as two independent controllers, making the images of two input sources perfectly displayed on the screen. MCTRL4K also supports HDR function combined with A8s/A10s receiving card to greatly enhance the image quality of the screen, presenting more vivid and clearer images. Controlling the device can be done by USB or Ethernet combined with the Novastar (smart) LCT software but it also has a built-in web interface for remote control. If you need to cover a large distance between controller and Led screen, the MCTRL4K setup can be combined with CVT4K-S fibre convertor(101653) and 10G SFP modules(101623) The MCTRL4K controller is mainly applied for medium to large events, control centres, security monitoring, Olympic Games and various sports centres.

Technical information:
 Input Resolution: 3840x2160@60Hz, 3840x1080@60Hz, 1920x1080@60Hz (width and height can be specially defined by customers)
 Capacity: > 8.2 million pixels
 Control Method: USB / Network Interface
 Video Interface: 1x DP1.2 / 2x dual-link DVI / 1x HDMI 2.0
 Video Format: RGB444, YCbCr4:2:0, YCbCr4:2:2, YCbCr4:4:4
 Bit Depth Of Video Resource: 8/10/12bit
 Output Interface: 16 Ethernet output ports
 Output Interface: 4 x Fibre output ports, OPT1(out1-8); OPT2(out 9-16); OPT3/4 are backup for OPT1/2
 Note: Fibre port will only work with 10GSFP modules(101623) and CVT4K-S (101653)
 GENLOCK: Input and Loop
 Supply Voltage: AC-100-240V-50/60HZ
 Power consumption: 30Watt
 Dimensions: 482.6x372x96mm (including handles)
 Dimensions: 435.6x330x 89mm (width without handles)
 Weight: 4.6Kg.
 Operating temperature: -20 ~ +60°
 Operating humidity: 10% RH-90% RH, non-condensing
 Certifications: FCC / RoHS / UL&CUL / EAC / CB / IC / CE

For most recent software please check Novastar website: <http://www.novastar.tech/download/>

NovaPro UHD Jr

101633 All in one controller



The NovaPro UHD Jr is a new all-in-one 4K controller which combines excellent video processing capabilities, scaler and sending card functions into one housing. It can handle a variety of video input signals like DVI, DP1.2, HDMI2.0 and 12G SDI.

It can support 4K x 2K@60Hz, but also ultra-high resolutions up to 8K x 1K@60Hz. When using mosaic mode, multiple UHD Jr units can be combined to build even bigger screen setups. Due to the built-in pixel to pixel scaling function an external scaler is no longer necessary.

NovaPro UHD Jr also supports HDR10 (only with A8S/A10S receiving card) to greatly enhance the display image quality.

Control can be done with V-Can and (Smart) LCT Software.

The NovaPro UHD Jr is equipped with Neutrik Ethernet ports and optical fiber ports.

Due to the professional interfaces, excellent image quality and flexible image control the NovaPro UHD Jr is well suited for stage control systems, conference sites, exhibition sites and other high-end rental applications as well as fine-pitch LED displays.

Technical information:

| | |
|------------------------------|---|
| Input resolution DVI: | Up to 1920x1200@60Hz |
| Input resolution DP1.2: | Up to 3840x2160@60Hz |
| Input resolution HDMI2.0: | Up to 3840x2160@60Hz |
| Input resolution SDI(12G): | Up to 4096x2160@60Hz |
| Capacity: | >10.4 million pixels |
| Bit Depth Of Video Resource: | 8/10/12bit |
| Control Method: | USB / Network / RS232 Interface |
| Output Interface: | 16x Ethernet output ports |
| Output Interface: | 4x Fiber output ports(2xMain / 2xBack-up) |
| Monitor output: | 1x HDMI |
| Output Loop: | 1x HDMI2.0 |
| Output Loop: | 2x 12G SDI |
| Gen Lock: | Input / Loop |
| Supply Voltage: | AC-100-240V-50/60HZ |
| Power consumption: | 70Watt |
| Dimensions: | 482,6x396,5x139mm |
| Weight: | 6,3Kg |
| Operating temperature: | 0 ~ +50° |

For most recent software please check Novastar website: <http://www.novastar.tech/download/>



FEATURES:

- All-in-One 4K controller with scaler and PIP
- HDR10 supported
- DVI / DP1.2 / HDMI 2.0 / 12G SDI
- 8/10/12-bit Colour Depth
- 16x Gigabit Ethernet output port
- 4x Fibre optical output port
- GENLOCK

NovaPro UHD

101634 All in one controller



The NovaPro UHD is a new generation all-in-one 4K controller which combines excellent video processing, scaling and sending card functions into one housing. It can handle a variety of video input signals like 12G-SDI, HDMI 2.0, 1.3 and DP1.2.

It can support ultra-high resolutions up to 4K x 2K(@60Hz) and 8K x 1K(@60Hz)

NovaPro UHD is equipped with the built-in Master VI smart platform which supports layer creation, property settings and screen configuration by mouse, keyboard and monitor directly on the controller itself.

NovaPro UHD also supports low latency and HDR10 (only with A8s/A10s Receiving card) to greatly enhance the display image quality.

The NovaPro UHD is also equipped with Neutrik Ethernet ports and 10G Optical fiber ports.

Due to professional interfaces, excellent image quality and flexible controls the NovaPro UHD is well suited for high-end rental projects, exhibition sites, as well as fine pitch LED displays.

Technical information:

| | |
|----------------------------|------------------------|
| Power Supply: | 100-240V VAC |
| Power Consumption: | 180 W |
| Weight: | 21 kg |
| Dimensions LxWxH: | 482,6 x 177 x 497,5 mm |
| IP Rating: | IP 20 |
| Control Mode: | USB, Ethernet |
| Ambient Temp.: | -10 ~ +60 °C |
| Input SDI 12G: | 4 |
| Input DP 1.2: | 1 |
| Input HDMI 2.0: | 1 |
| Input HDMI 1.3: | 4 |
| Output Gigabit Ethernet: | 16 |
| Output 10G SFP optic: | 4 |
| Output HDMI 1.3 (MVR): | 1 |
| Output HDMI 1.3 (AUX): | 1 |
| Output HDMI 2.0 (Loop): | 1 |
| GENLOCK: | Input / Loop |
| Output HDMI (for control): | 1 |



FEATURES:

- All-in-One 4k controller with scaler and Video Switching functions
- Master VI smart platform for direct control
- DP1.2 / HDMI 2.0 / HDMI 1.3 / 12G SDI
- 8/10/12-bit Colour Depth
- 16x Gigabit Ethernet output port
- 4x 10G SFP fiber port
- GENLOCK



FEATURES:

- Wide range of inputs: HDMI / DP1.1 / DVI / SDI
- 4 Output groups with each 2xDVI (main output & splicing preview)
- Output resolution can be customized by user
- Preview HDMI monitor output
- Genlock input & loop
- Control by Ethernet or USB
- Control by V-can software or Frontpanel

J6 Switcher

101680 Multi-Screen Splicing Video Processor

The J6 is a high performance multi-screen splicing processor, featuring enhanced image processing. Based on powerful processing, J6 supports quick seamless switching between inputs sources and also supports transition effects. Allowing you to experience more flexible screen layouts. Output resolutions can be customized by user, combined with V-can, the new smart management software, all settings and screen splicing effects can be (preferably) controlled remotely by Novastar C1 desktop console(101682) or directly by the on-board menu/buttons. Due to the wide range of inputs and multiple outputs the J6 is a powerful tool for large and complex video setups.

Technical information:

Control Method: USB or Network
 Control software: Novastar Vcan
 Input Interface: 1xDP1.1 (4Kx2K@30Hz), 2xSDI (720p/1080p), 4x DVI (1920x1080@60Hz), 1x HDMI (1920x1080@60Hz)
 Output Interface: 1x HDMI (monitor output), 8x DVI (4x Mosaic output + 4x backup output) OR 4x Dual link DVI (2x Mosaic output + 2x backup output)
 Note: J6 only supports either 8x Single link DVI or 2x Dual link output!
 Input & loop
 Genlock: AC-100-240V-50/60HZ
 Supply Voltage: 50Watt
 Power consumption: 482.6x373.5x96mm (with mounting flange)
 Dimensions: 446x337x96mm (without mounting flange)
 Weight: 4.66Kg.
 Operating temperature: -20 ~ +60°

For most recent software please check Novastar website: <http://www.novastar.tech/download/>



FEATURES:

- Wide range of inputs: HDMI 1.3 / DP1.1 & 1.2 / DVI / 3G SDI
- 4 Output groups with each 2xDVI (main output & splicing preview)
- In-/output resolution can be customized by user
- Preview HDMI monitor output
- Genlock input & loop
- Control by Ethernet or USB
- Control by V-can software or Frontpanel

N9 Switcher

101681 Multi-Screen Splicing Video Processor

The N9 is a high-performance multi-screen splicing video processor, due to the high-end video processing technologies it is capable of processing and outputting ultra-high quality images. Due to the powerful hardware combined with the innovative Vcan management software it can handle 9 inputs and 4 DVI outputs at the same time. A single N9 can load up to an 8K screen, and multiple N9 units can be cascaded for even larger setups. The N9 can (preferably) controlled remotely by Novastar C1 desktop console(101682) or directly by the on-board menu/buttons. Combining all these features into one device makes it powerful tool for high-end rental projects, stage control, media centres, big conference sites, exhibition sites and large screen setups.

Technical information:

Control Method: USB or Network (Vcan Software / C1 desktop console)
 Control software: Vcan
 Input Interface: 1x DP1.1 (3840x1080@60Hz), 2x HDMI 1.3 (1920x1080@60Hz), 4x DVI (1920x1080@60Hz), 1x DP1.2 with loop (3840x2160@60Hz), 1x SDI 3G with loop (1920x1080@60Hz)
 Output Interface: 1x HDMI PVW/MVR output, 8x DVI (4x Mosaic output + 4x backup output) OR 4x Dual link DVI (2x Mosaic output + 2x backup output)
 Note: N9 only supports either 8x Single link DVI or 4x Dual link output!
 2x HDMI Aux output
 Input & loop
 Genlock: AC-100-240V-50/60HZ
 Supply Voltage: 95Watt
 Power consumption: 482.6x411.5x139.5mm (with mounting flange)
 Dimensions: 20Kg.
 Weight: 0 ~ +60°
 Operating temperature:

For most recent software please check Novastar website: <http://www.novastar.tech/download/>



FEATURES:

- Two on-board LCD displays
- Easy remote setup of video processor J6 and N9
- Remote control of video processor by RJ45
- Supports up to 8 layers, 1 OSD, 1x BKG and 1 LOGO
- Remote configurations of shape layers and layer masks

C1

101682 Desktop Console

The Novastar C1 console is especially designed to remotely control Novastar Multi-screen splicing video processors, such as J6(101680) and N9(101681), it is mainly used for live stage control. The C1 is designed with two LCD screens. One is used for previewing input sources. The other, together with buttons on the panel, is used to configure the layer size, layer position, input source, output resolution, layer border and input source cropping under each preset. The C1 is also designed with a joystick and T-Bar. The joystick is used to precisely adjust the size and position of layers. The T-Bar supports adjustment of 1024 levels of layer transparency, finally controlling the transition effects of presets and PVW, PGM for switching. Thanks to the illuminated buttons, highly sensitive joystick and T-Bar, plus the two LCD screens, the C1 is extremely easy to operate, making live stage control most convenient.

Technical information:

In-/Output Interface: 1x Ethernet connection for remote control of J6/N9, 1x U-disk to import USB files, 1x USB for firmware upgrade, 1x HDMI monitor input and loop, 1x RS 232(in-/output)
 Dimensions: 740.11x563.84x190.42mm
 Weight: 32.9Kg.
 Operating temperature: 0 ~ +50°
 Humidity: 0% - 95% RH
 Supply Voltage: AC-100-240V-50/60HZ
 Power consumption: 50Watt

For most recent software please check Novastar website: <http://www.novastar.tech/download/>



Taurus T6

101690 Multimedia Player / Sender Box




Taurus series T6 is a new generation all-in one, sendingcard and mediaplayer solution. Compared to the TB6 the T6 it has no metal housing and is therefore easily integrated in any custom housing or project. Besides the internal media player, which can playback content from USB drive or internal memory, it's also equipped with HDMI input and loop. Due to the powerful hardware processing capability, equipped with 1.5Ghz eight-core processor, smooth playback of high definition content is no problem at all. T6 has an integrated access point which enables you to easily upload content by mobile phone or tablet, but you can also connect to a wired LAN network to control all settings of the T6, including screen configuration. The optional available 4G module(101694) allows you to access the T6 anywhere even when there is no LAN network available. It also has two integrated sensor inputs, therefore light and temperature sensors can be connected directly to the device. Furthermore it has two main output ports, which are capable of controlling up to 1.300.000 pixels and two fixed back-up ports. The T6 is the ideal partner for all creative small to medium screen setups.

Technical information:

Control Method: WiFi / Gigabit network Interface (network redundant mode available)
 Local content upload: 2x USB 2.0 port for playback or media import from USB drives
 Remote content upload: Remote content upload by smart phone or tablet with Vixplex handy or Vixplex Express
 Input Interface: HDMI 1.3
 Output Interface: HDMI 1.3 (Loop)
 Output Interface: 4x Ethernet output port (2x Main / 2x fixed Backup)
 Pixel capacity: up to 1.300.000 pixels, maximum width 4096 pixels and maximum height 1920 pixels
 Audio output(stereo): 3.5mm
 Operating Memory: 2GB
 Internal storage space: 8GB on-board, 4GB available for users
 Processor: 1.5 GHz eight-core processor
 Wifi: Dual Wi-Fi mode: AP and STA mode (2x WiFi antenna included)
 Supply Voltage: DC-5V
 Power consumption: 18Watt
 Dimension: 168x139.8x24.7mm

For most recent software please check Novastar website: <http://www.novastar.tech/download/>



FEATURES:

- All-in-one solution: mediaplayer and sendingcard with scaling function
- HDMI Input and loop
- 4 x Ethernet output port: 2x Main /2x Backup
- Pixel capacity: up to 1.300.000 pixels
- Built-in Wifi Acces point, easy content upload by smart phone or tablet
- On-board Temperature / Light sensor input port
- Audio output

Taurus TB3

101691 Multimedia Player / Sender Box



Taurus series TB3 is a new generation all-in one solution which combines sending card and mediaplayer into one device, furthermore it's equipped with a wide range of features. Due to the powerful hardware processing capability, equipped with 1.5Ghz eight-core processor, smooth playback of high definition content is no problem at all. TB3 has an integrated access point which enables you to easily upload content by mobile phone or tablet, but you can also connect to a wired LAN network to control all settings of the TB3, including screen configuration. The optional available 4G module(101694) allows you to access the TB3 anywhere even when there is no LAN network available. The USB connection allows you to playback content directly or upload to the device. Furthermore it also has an internal sending card, with one main output port which is capable of controlling up to 650.000 pixels and one fixed back-up port. Due to the integrated sensor inputs, external light and temperature sensors can be connect directly, therefore the ideal partner for small to medium size led displays.

Technical information:

Control Method: WiFi / Gigabit network Interface (network redundant mode available)
 Local content upload: 1x USB 2.0 port for playback or media import from USB drives
 Remote content upload: Remote content upload by smart phone or tablet with Vixplex handy or Vixplex Express
 Output Interface: 2x Ethernet output port (1xMain / 1x fixed Backup)
 Pixel capacity: up to 650.000 pixels, maximum width 4096 pixels and maximum height 1920 pixels
 Audio output(stereo): 3.5mm
 Operating Memory: 2GB
 Internal storage space: 8GB on-board, 4GB available for users
 Processor: 1.5 GHz eight-core processor
 Wifi: Dual Wi-Fi mode: AP and STA mode (2x WiFi antenna included)
 Supply Voltage: AC-100-240V-50/60HZ
 Power consumption: 15Watt
 Dimensions: 278.5x139.5x45mm (with mounting flange)
 Dimensions: 240.5x139.5x45mm (without mounting flange)
 Weight: 1.30Kg.
 Operating temperature: -40 ~ +80°
 Operating Humidity: 0% RH – 80%, non-condensing

For most recent software please check Novastar website: <http://www.novastar.tech/download/>



FEATURES:

- All-in-one solution: mediaplayer and sendingcard with scaling function
- 2 x Ethernet output port: 1x Main / 1x Backup
- Pixel capacity: up to 650.000 pixels
- Built-in Wifi Acces point, easy content upload by smart phone or tablet
- On-board Temperature / Light sensor input port
- Audio output



FEATURES:

- All-in-one solution: mediaplayer and sendingcard with scaling function
- HDMI Input and loop
- 4 x Ethernet output port: 2x Main /2x Backup
- Pixel capacity: up to 1.300.000 pixels
- Built-in Wifi Acces point, easy content upload by smart phone or tablet
- On-board Temperature / Light sensor input port
- Audio output



Taurus TB6

101692 Multimedia Player / Sender Box



Taurus series TB6 is a new generation all-in one solution which combines sending card and media player into one device. Besides the internal media player, which can playback content from USB drive or internal memory, it's also equipped with HDMI input and loop. Due to the powerful hardware processing capability, equipped with 1.5Ghz eight-core processor, smooth playback of high definition content is no problem at all. TB6 has an integrated access point which enables you to easily upload content by mobile phone or tablet, but you can also connect to a wired LAN network to control all settings of the TB6, including screen configuration. The optional available 4G module(101694) allows you to access the TB6 anywhere even when there is no LAN network available.

The internal sending card has two integrated sensor inputs, therefore light and temperature sensors can be connected directly to the device. Furthermore it has two main output ports which are capable of controlling up to 1.300.000 pixels and two fixed back-up ports, therefore very suitable for small to medium size led displays projects.

Technical information:

| | |
|-------------------------|--|
| Control Method: | WiFi / Gigabit network Interface (network redundant mode available) |
| Local content upload: | 2x USB 2.0 port for playback or media import from USB drives |
| Remote content upload: | Remote content upload by smart phone or tablet with Vixplex handy or Vixplex Express |
| Input Interface: | HDMI 1.3 |
| Output Interface: | HDMI 1.3 (Loop) |
| Output Interface: | 4x Ethernet output port (2xMain / 2x fixed Backup) |
| Pixel capacity: | Up to 1.300.000 pixels, maximum width 4096 pixels and maximum height 1920 pixels |
| Audio output(stereo): | 3.5mm |
| Operating Memory: | 2GB |
| Internal storage space: | 8GB on-board, 4GB available for users |
| Processor: | 1.5 GHz eight-core processor |
| Wifi: | Dual Wi-Fi mode: AP and STA mode (2x WiFi antenna included) |
| Supply Voltage: | AC-100-240V-50/60HZ |
| Power consumption: | 18Watt |
| Dimensions: | 278.5x139.5x45mm (with mounting flange) |
| Dimensions: | 240.5x139.5x45mm (without mounting flange) |
| Weight: | 1.35Kg. |
| Operating temperature: | -40 ~ +80° |
| Operating Humidity: | 0% RH – 80%, non-condensing |

For most recent software please check Novastar website: <http://www.novastar.tech/download/>

Taurus TB8

101693 Multimedia Player / Sender Box



FEATURES:

- All-in-one solution: mediaplayer and sendingcard with scaling function
- HDMI Input and loop
- 4 x Ethernet output port
- Pixel capacity: up to 2.300.000 pixels
- Built-in Wifi Acces point, easy content upload by smart phone or tablet
- On-board Temperature / Light sensor input port
- Audio output



Taurus series TB8 is a new generation all-in one solution which combines sending card and mediaplayer into one housing. Besides the internal media player, which can playback content from USB drive or internal memory, it's also equipped with HDMI input and loop. Due to the powerful hardware processing capability, equipped with 1.5Ghz eight-core processor, smooth playback of high definition content is no problem at all. TB8 has an integrated access point which enables you to easily upload content by mobile phone or tablet, but you can also connect to a wired LAN network to control all settings of the TB8, including screen configuration. The optional available 4G module(101694) allows you to access the TB8 anywhere even when there is no LAN network available. The internal sending card has two integrated sensor inputs, therefore light and temperature sensors can be connected directly to the device. It has four output ports which in total are capable of controlling up to 2.300.000 pixels, therefore the best solution for large screens setups.

Technical information:

| | |
|-------------------------|--|
| Control Method: | WiFi / Gigabit network Interface (network redundant mode available) |
| Local content upload: | 2x USB 2.0 port for playback or media import from USB drives |
| Remote content upload: | Remote content upload by smart phone or tablet with Vixplex handy or Vixplex Express |
| Input Interface: | HDMI 1.3 |
| Output Interface: | HDMI 1.3 (Loop) |
| Output Interface: | 4x Ethernet output port |
| Pixel capacity: | up to 2.300.000 pixels, maximum width 4096 pixels and maximum height 1920 pixels |
| Audio output(stereo): | 3.5mm |
| Operating Memory: | 2GB |
| Internal storage space: | 8GB on-board, 4GB available for users |
| Processor: | 1.5 GHz eight-core processor |
| Wifi: | Dual Wi-Fi mode: AP and STA mode (2x WiFi antenna included) |
| Supply Voltage: | AC-100-240V-50/60HZ |
| Power consumption: | 20Watt |
| Dimensions: | 278.5x139.5x45mm (with mounting flange) |
| Dimensions: | 240.5x139.5x45mm (without mounting flange) |
| Weight: | 1.35Kg. |
| Operating temperature: | -40 ~ +80° |
| Operating Humidity: | 0% RH – 80%, non-condensing |

For most recent software please check Novastar website: <http://www.novastar.tech/download/>

4G module

101694 For Taurus series Media Player / Sender Box

The Novastar 4G module can be used for all Taurus series multimedia players. The 4G module, combined with external Sim card, enables you to access you're Taurus multi media player even when there is no Wi-Fi or LAN network available by using the 4G network. The compact module is plug and play, no further drivers are required.

Technical information:

Five-Band FDD-LTE B1/B3/B7/B8/B20
Dual-Band TDD-LTE B38/B40
Dual-Band UMTS/HSDPA/HSPA+ B1/B8
Dual-Band GSM/GPRS/EDGE 900/1800 MHz
Control Via AT Commands
Supply Voltage: 3.4 - 4.2V (supplied by Taurus)
Power consumption: < 1.5Watt

Dimensions: 30x30x2.9mm
Weight: 5.8g
Operating temperature: -40 ~ +85°

For most recent software please check Novastar website: <http://www.novastar.tech/download/>



FEATURES:

- 4G module
- Access Taurus media player anywhere anytime
- Antenna included

Multifunction Box MFN300

101611 Multifunction Box

The Novastar MFN300 Multifunctionbox is a multifunction box with a variety of auxiliary functions in compact housing. It can be easily added to the screen setup at any desired position within the ethernet screen connection. The MFN300 function box allows you to add a variety of functions such as: sensor inputs to connect Light or Temperature sensors to the screen setup but it also has eight on-board relay contacts, RS 232 connection, audio output.

Technical information:

Ethernet connection: 2x Gigabit ethernet port
RS232: Sub-D 9pin Male
Audio: 3.5mm
Supply Voltage: AC-100-240V-50/60HZ
Operating temperature: -20 ~ +75°
Operating humidity: 0% RH-99% RH
Colour: Black
Dimensions: 186 x 206 x 49mm
Weight: 1,12Kg.

FEATURES:

- 2 x Ethernet port connection for use at any position within the screen network
- 2 x External sensor inputs, to add Light / Temperature sensor
- Audio output
- RS 232 connection
- 8x relay power switch control



Multifunction Card MFN300

101614 Multifunction Card


The Novastar Multifunction Card MFN300 is a multifunction card which combines a variety of functions into one card. It can be easily added to the screen setup at any desired position within the ethernet screen connection. The MFN300 Multifunction card allows you to add a variety of functions such as: sensor inputs to connect Light or Temperature sensors to the screen setup but it also has eight on-board relay contacts, RS 232 connection, audio output. MFN 300 is also available with housing (Multifunction Box - 101611)

Technical information:

Ethernet connection: 2x Gigabit ethernet port
RS232: Sub-D 9pin Male
Audio: 3.5mm
Supply Voltage: DC 5V
Operating temperature: -20 ~ +75°
Operating humidity: 0% RH-99% RH
Dimensions: 144 x 92 x 20mm
Weight: 0.165Kg.

FEATURES:

- 2 x Ethernet port connection for use at any position within the screen network
- 4 x External sensor inputs, to add Light / Temperature sensor
- Audio output
- RS 232 connection
- 8x Relay power switch control



NS60

101612 Lightsensor

The Novastar NS60 is a light sensor which can be used to monitor ambient brightness and achieve automatic brightness adjustment of LED displays. It can be connected directly to: MSD300/MCTRL300/MCTRL600 sending card or MFN300 multifunctioncard / MFN300 multifunctionbox and Taurus series. The light sensor can be used for indoor and outdoor applications, furthermore there's no external power supply is required.

Technical information:

Cable length: 5mtr. can be extended up to 100mtr.
Supply Voltage: DC 5V
Brightness range: 0-65535 lux
Operating temperature: -30°C ~ +70°C
Operating humidity: 0% RH-99% RH
Dimensions: 34x83.3mm

FEATURES:

- Automatic brightness adjustment / ambient brightness monitoring
- Waterproof IP65
- No external power supply required



MTH 310

101613 Temperature sensor

The Novastar MTH310 is a waterproof temperature sensor to monitor ambient temperature. MTH310 can be connected to MFN300 multifunction card or MFN300 Multifunctionbox. Furthermore there is no external powersupply required.

Technical information:

Cable length: 5mtr. (can be extended up to 100mtr.)
Supply Voltage: DC 5V
Temperature measuring range: -20°C ~ +75°C
Operating temperature: -25°C ~ +85°C
Operating humidity: 0% RH-99% RH
Dimensions: 85x20mm

FEATURES:

- Waterproof IP65
- No external power supply required





FEATURES:

- 16x Ethernet output ports
- 4x Fibre SFP Fibre output ports
- Dual redundant power supply
- Plug and Play, no drivers required

CVT4K-S

101653 Fibre Converter for MCTRL4K



The CVT4K-S is a high performance fibre converter which can be used with the MCTRL4K controller(101652) / UHD jr.(101633) / UHD(101634). CVT4K-S handles signal transmission of 16 Ethernet runs by optical fibre cable and allows long-distance signal transmission up to 10KM, that are stable and will not easily be interfered. The required SFP modules with LC interface are included. Each output has an indicator on the front panel which allows you to instantly check if all outputs are transmitting data. CVT4K-S not only has an internal redundant power supply but also redundant fibre ports to assure maximum reliability during each show/event.

Technical information:

| | |
|----------------------------------|--|
| Control Method: | USB / Network Interface |
| Output Interface: | 16x Ethernet output ports |
| Output Interface: | 4 x Fibre output ports, OPT1(out1-8); OPT2(out 9-16); OPT3/4 are backup for OPT1/2 |
| SFP port: | Required SFP modules are included! |
| Optical fibre transmission rate: | 9.95Gb/s-11.3Gb/s |
| Optical fibre connector type: | LC connector |
| Maximum transmission distance: | 10Km. |
| Wave length: | 1310nm. |
| Supply Voltage: | AC-100-240V-50/60HZ |
| Power consumption: | 10Watt |
| Dual power connection: | IEC or Powercon (switchable) |
| Dimensions: | 482.6x386x96mm (including handles) |
| Dimensions: | 445x308x 89mm (width without handles) |
| Weight: | 4.6Kg. |
| Operating temperature: | -20 ~ +60° |
| Operating humidity: | 10% RH-90% RH, non-condensing |
| Certifications: | FCC / RoHS / UL&CUL / EAC / CB / IC / CE |

For most recent software please check Novastar website: <http://www.novastar.tech/download/>



FEATURES:

- Fibre converter to cover large distances between processor and LED screens
- Transmission distance up to 300Mtr.
- Plug and play, no driver required

CVT 310

101640 Fibre converter



When you need to cover a large distance between your Novastar processor and LED screen the CVT 310 is the ideal solution for you. The Novastar CVT310 can be used either as transmitter or as receiver. Due to the SFP/LC interface it is very easy to connect it to any fibre source. To transfer signal from one sending-card output to the designated LED screen you always need two CVT310 units (TX transmitter and RX receiver). The fibre converter is plug and play and no further drivers are required.

Technical information:

| | |
|------------------------|---|
| Supply Voltage: | AC 100-240V 50/60HZ. |
| Power consumption: | 16Watt |
| In/Output Interface: | 1x Ethernet port |
| Fibre/SFP port: | 1x SFP Module included (LC fiber connector) |
| Dimension: | 149 x 132 x 38mm - W x H x D (with flange) |
| Dimension: | 119 x 132 x 38mm - W x H x D (without flange) |
| Weight: | 0.7Kg. |
| Operating temperature: | -20 ~ +60° |
| Operating humidity: | 0% RH-95% RH |

For most recent software please check Novastar website: <http://www.novastar.tech/download/>



FEATURES:

- Fibre converter to cover large distances between processor and LED screens
- Transmission distance up to 15KM.
- Plug and play, no driver required

CVT 320

101641 Fibre converter



When you need to cover a large distance between your Novastar processor and LED screen the CVT320 is the ideal solution for you. The Novastar CVT320 can be used either as transmitter or as receiver. Due to the LC interface it is very easy to connect it to any fibre source. To transfer signal from one sending-card output to the designated LED screen you always need two CVT320 units (TX transmitter and RX receiver). The fibre converter is plug and play and no further drivers are required.

Technical information:

| | |
|------------------------|---|
| Supply Voltage: | AC 100-240V 50/60HZ. |
| Power consumption: | 16W. |
| In/Output Interface: | 1 Ethernet port |
| Fibre/SFP port: | 1x SFP Module included (LC fiber connector) |
| Dimension: | 149 x 132 x 38mm - W x H x D (with flange) |
| Dimension: | 119 x 132 x 38mm - W x H x D (without flange) |
| Weight: | 0.7kg |
| Operating temperature: | -20 ~ +60° |
| Operating humidity: | 0% RH-95% RH |

For most recent software please check Novastar website: <http://www.novastar.tech/download/>

SFP Module

101623 SFP Fibre Optic Module



The Novastar 10G SFP transceiver modules can be used for all Novastar products which are equipped with SFP fibre port. Such as MCTRL 4K(101652) / CVT4KS(101653) / MCTRL 660PRO(101621) / R5(101650) / Pro HD(101631) / UHD jr. (101633) / UHD (101634) All SFP modules are equipped with LC connector, and therefore easy to combine with the Highlite fibre optic breakout cables and drums (102050 / 102051 / 102052 / 102053)

Technical information:

| | |
|------------------------|--------------|
| Fibre Interface: | LC connector |
| Supply Voltage: | 3.3V |
| Power consumption: | < 1.5Watt |
| Dimensions: | 57x14x12.8mm |
| Weight: | 0.02Kg. |
| Operating temperature: | 0 ~ +70° |
| Humidity: | 0% - 85% RH |

For most recent software please check Novastar website: <http://www.novastar.tech/download/>



FEATURES:

- LC-connector
- Transfer up to 10Km
- Supports 9.95 to 11.3Gb/s bit rates
- Hot-pluggable

DIS-300 Splitter

101651 Signal Converter & Splitters



The Novastar DIS-300 is specialized for multi-screens and super large led screens. The card possesses two input ports and eight output ports, enabling that one split to eight and two split to four. Functions change automatically. Each RJ45 port can be independently adjusted and supports read back parameters from cabinet.

Technical information:

| | |
|------------------------|-----------------------|
| Inputs: | 2 x Ethernet Inputs |
| Outputs: | 8 x Ethernet Outputs |
| Power supply: | AC 100-240V ~50/60 Hz |
| Power consumption: | 3.40W |
| Operating temperature: | -20°C ~ + 75°C |
| Operating humidity: | 0% ~ 95% |
| Dimensions: | 356 x 171 x 45mm |

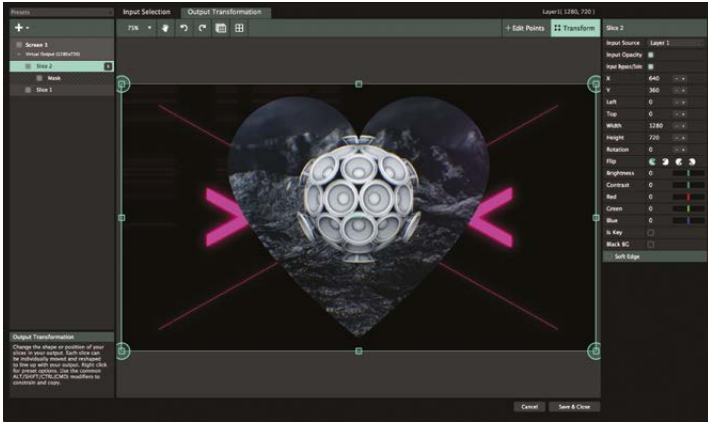
Important note: Configuration of DIS300 can only be done with Nova LCT V4.40!



FEATURES:

- Two split modes: one input mode: Input A to 8x Output / or two input mode: A&B to 2x four outputs
- Each RJ45 port can be independently adjusted, and supports read back parameters from cabinet





FEATURES:

- Projection Mapping
- Edge Blending
- SMPTE Timecode input
- DMX Control
- DMX Fixture Output
- Capture Card Input
- Streaming video between computers by Network/NDI

Resolume Arena 7.0

102400

Resolume Arena software is the world's most used VJ software with Touring DJ's and big festivals. Resolume Arena 7.0 is 64 bit and multi-threaded so it can rev up all the CPU cores in your computer and utilise all available memory. Resolume Arena 7.0 comes with full video mapping capability and can be controlled or triggered via external controllers. DMX controlled pixels can be mapped in the same mapping as the video screens and there is no limit on the outgoing Art-net Universes.

Technical information:

System Requirements:
 Windows 7 SP 1 or later, 64 bit
 AMD or NVIDIA graphics card with 256MB of VRAM
 4GB RAM
 OS X 10.9 or later
 AMD, NVVIDIA or Iris Pro graphics card with 256MB of VRAM
 4GB RAM

Recommended Specs:
 Windows 10 / OSX Mojave
 i7 Processor, 2.6 GHz
 Nvidia RTX 2070 (PC) / Radeon Pro 560X(MAC)
 SSD
 16GB Ram

Connectivity:
 Control via MIDI, Artnet, DMX and OSC
 Output and Receive DMX via Artnet compatible devices
 Synchronise video playback to 2 SMPTE timecode inputs

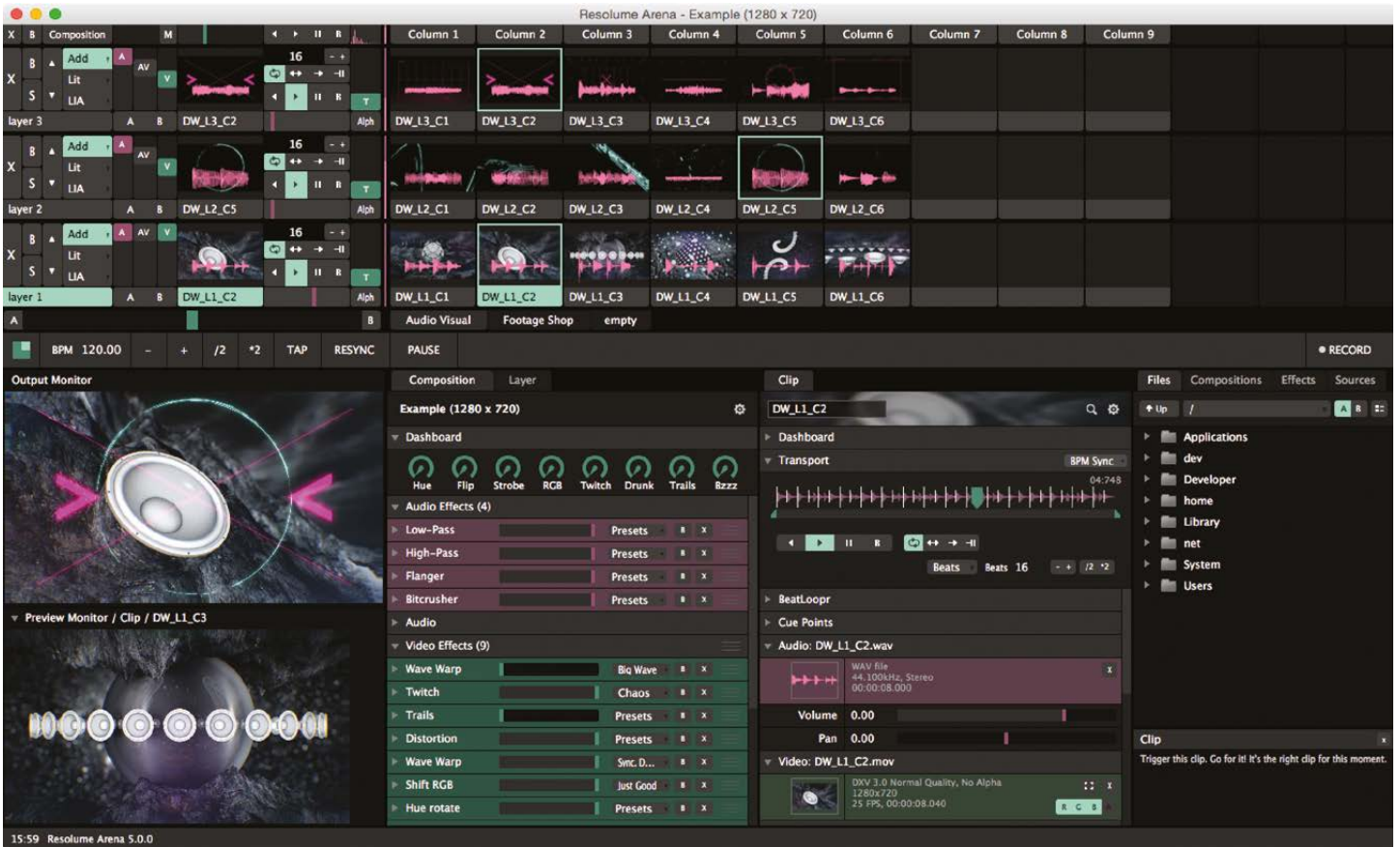
Media:
 Play unlimited number of Quicktime MOV and AVI video files
 Recommended Codecs: DXV, Photo JPEG, ProRes.

Display PNG & JPEG Images
 Play GIFs
 Maximum video and image size is determined by the maximum texture size of video card
 Play WAV audio files and the audio track from video files
 Real-time adjust the speed, play direction, Set in and out, -point of media files
 Loop, bounce (pong-pong), play once (one shot)
 Input and Output with Black magic Design, Datapath and AJA capture cards
 Input video from other applications via Syphon on Mac and Spout on PC
 Streaming video between computers via network using NDI

Supplied with one serial code which can be transferred between different systems.

Serial code can also be transferred to the optional available Resolume dongle(102402) which allows you to flexible manage your Resolume 7.0 License. Dongle only works with Resolume 7.0 (Dongle does not work with version 6.0 or lower!)

Full specifications can be found at the Resolume website, please visit www.resolume.com



Resolume Avenue 7.0

102401

Resolume Avenue 7.0 is one of the most popular VJ software packages at the moment. It has an intuitive and easy to operate interface, furthermore it's equipped with a wide range of live video mixing features which enable you to create your show any way you want. The only limit is your computer hardware and own creativity. Resolume Avenue 7.0 can be triggered remotely by MIDI and OSC. Resolume puts you in charge of your show!

Technical information:

System Requirements:

Windows 7 SP 1 or later, 64 bit
 AMD or NVIDIA graphics card with 256MB of VRAM
 4GB RAM
 OS X 10.9 or later
 AMD, NVIVIDA or Iris Pro graphics card with 256MB of VRAM
 4GB RAM

Recommended Specs:

Windows 10 / OSX Mojave
 i7 Processor, 2.6 GHz
 Nvidia RTX 2070 (PC) / Radeon Pro 560X(MAC)
 SSD
 16GB Ram

Connectivity:

Control via MIDI, Artnet, DMX and OSC

Media:

Play unlimited number of Quicktime MOV and AVI video files

Recommended Codecs: DXV, Photo JPEG, ProRes.

Display PNG & JPEG Images

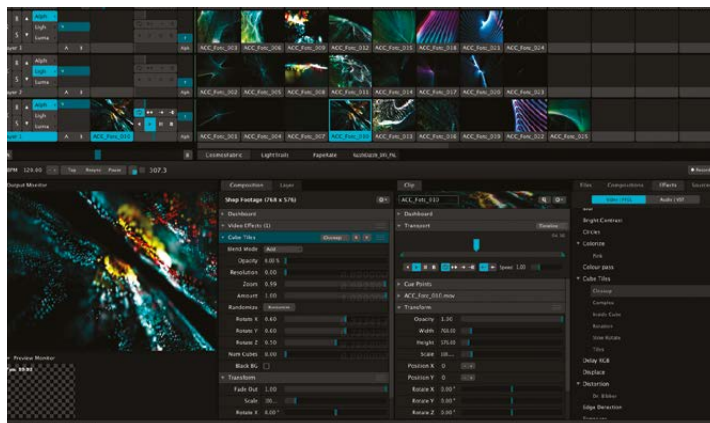
Play GIFs

Maximum video and image size is determined by the maximum texture size of video card
 Play WAV audio files and the audio track from video files
 Real-time adjust the speed, play direction, Set in and out, -point of media files
 Loop, bounce (pong-pong), play once (one shot)
 Input and Output with Black magic Design, Datapath and AJA capture cards
 Input video from other applications via Syphon on Mac and Spout on PC
 Streaming video between computers via network using NDI

Supplied with one serial code which can be transferred between different systems.

Serial code can also be transferred to the optional available Resolume dongle(102402) which allows you to flexible manage your Resolume 7.0 License. Dongle only works with Resolume 7.0 (Dongle does not work with version 6.0 or lower!)

Full specifications can be found at the Resolume website, please visit www.resolume.com



FEATURES:

- Used on tour with the most famous DJ's on the planet
- Auto Pilot function on board to auto trigger visuals
- Fully automated clip transitions



FEATURES:

- Flexible management of Resolume License
- USB type: A & C
- For Windows and MAC users

Resolume Dongle

102402

Resolume is one of the most popular VJ software packages at the moment. It has everything on board to handle a professional live VJ show. With the new Resolume USB Dongle you have a very flexible way to manage your Resolume Avenue 7.0(102401) or Arena 7.0 (102400) License. Simply register your license on the dongle once and insert it into any computer you like, start Resolume and it's registered! The dongle does not require online verification after registration, therefore perfect for use on computers that are kept offline. Dongle only works with Resolume V7.0 (Dongle not supported by Resolume 6.0 or lower!)

Technical information:


USB Type A (2.0) and USB C

Can be used with Resolume Arena 7.0(102400) and Avenue 7.0 (102401)

License code is not included!

Dongle only works with Resolume 7.0(Dongle not supported by Resolume 6.0 or lower!)

Full specifications can be found at the Resolume website, please visit www.resolume.com





 **HIGHLITE**

Vestastraat 2, 6468 EX Kerkrade.

The Netherlands.

Phone: +31 - (0)45-5667701

E-mail: sales@highlite.com

Web: www.highlite.com