

Innovative 24V system composed of an extremely miniaturised track that subtly adapts to the surface deceiving the eye: it causes an effect of recessed installation because of the simplicity of a surface mounted track. It integrates to all types of ceilings and walls, offering a variety of different luminaires, including the Atom collection by Piero Lissoni and the Find Me collection by Jorge Herrera.



ITA / ENG



ZERO TRACK

Innovative 24V system composed of an extremely miniaturised track that subtly adapts to the surface deceiving the eye: it causes an effect of recessed installation because of the simplicity of a surface mounted track. It integrates to all types of ceilings and walls, offering a variety of dimmable luminaries, including the Atom collection by Piero Lissoni and the Find Me collection by Jorge Herrera.

ZERO TRACK

Sistema innovativo a 24V, composto da una guida estremamente miniaturizzata che si adatta in modo sottile alla superficie, ingannando l'occhio e creando un effetto a incasso grazie alla semplicità del montaggio su guida a superficie. Integrabile su qualsiasi tipo di soffitto o parete, con una vasta gamma di apparecchi regolabili, comprese le collezioni Atom di Piero Lissoni e Find Me di Jorge Herrera.



FLOS ARCHITECTURAL




A minimal line only 17 mm wide and 7 mm height combined with the extreme miniaturization of the electronics bodies: this is how the Zero Track can seem like a recessed luminaire, merging with any architectural structure in a perfect integration.

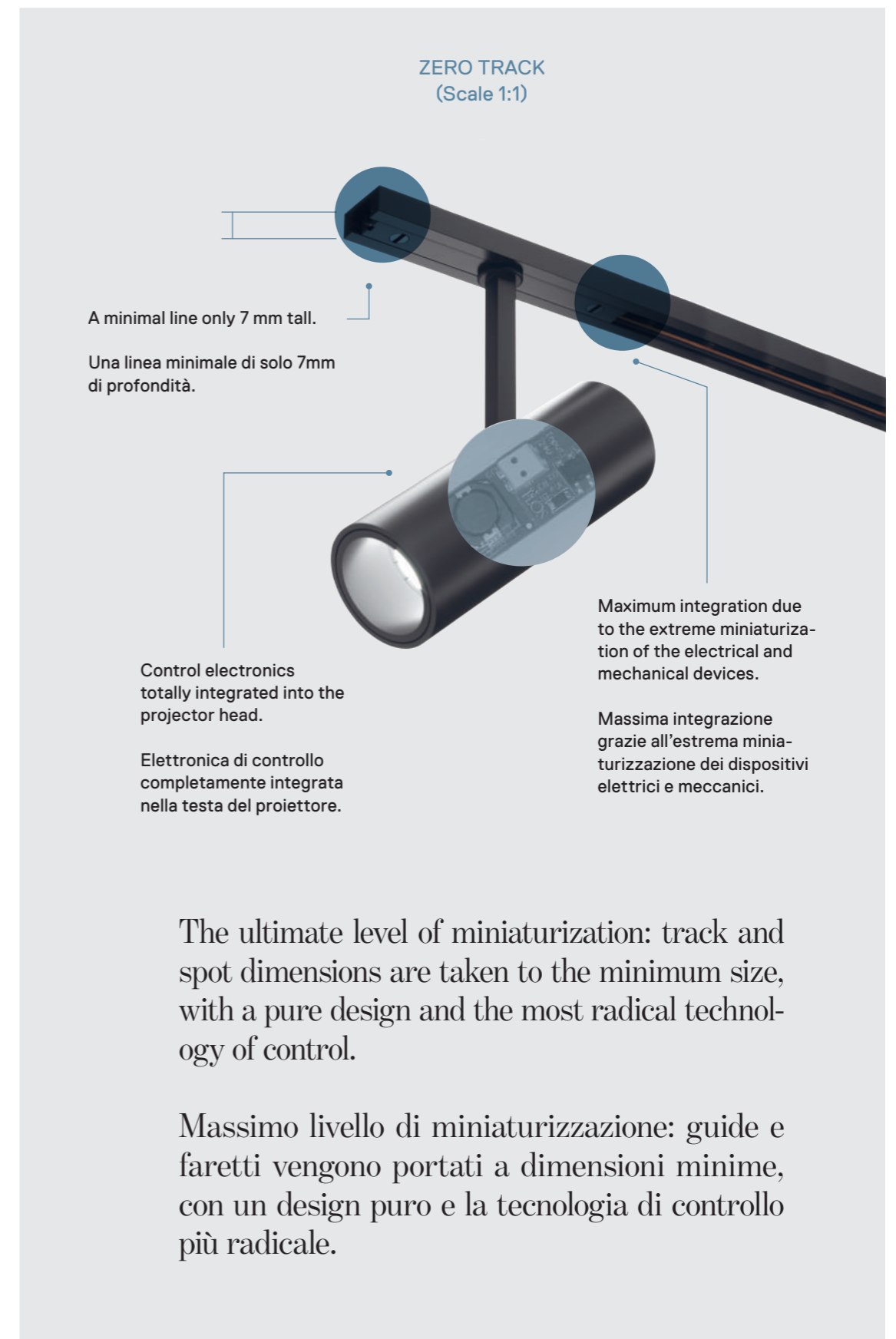
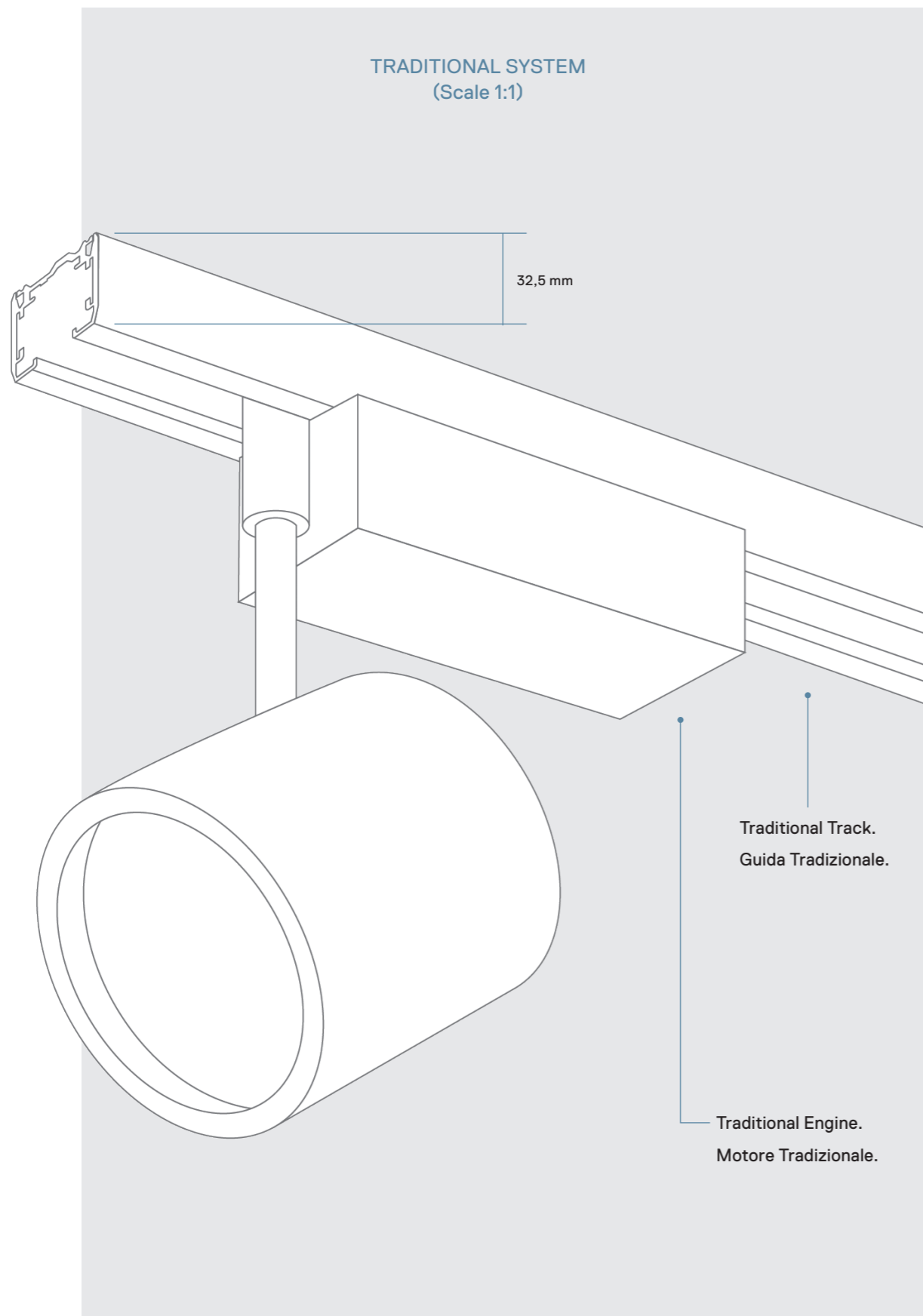
Una linea minimale, di solo 17mm di larghezza e 7mm di altezza, combinata con l'estrema miniaturizzazione dei corpi elettronici. In questo modo, la Zero Track può sembrare un apparecchio a incasso, fondendosi ed integrandosi perfettamente con qualsiasi struttura architettonica.



A minimal line only 17 mm wide and 7 mm tall

Una linea minimale di solo 17mm di larghezza e 7mm di profondità







FIND ME

The Zero Track luminaire range culminates with the Find Me spots designed by Jorge Herrera. This innovative design embraces two different sizes, including the new Find Me 0, which brings the minimal designs of the successful Find Me collection now available for a track installation.

La gamma di apparecchi Zero Track culmina con i faretti di Find Me, disegnati da Jorge Herrera. Questo design innovativo è disponibile in due grandezze, tra cui il nuovo Find Me 0, che offre i design minimali della fortunata collezione Find Me ora disponibile per installazione su guida.



BRONZE



WHITE



DEEP BROWN



CHROME



BLACK



Surface power supply. There are also versions of power supplies for remote installation equipped with various regulation protocols.

Fonte di alimentazione a vista. Sono disponibili anche versioni di alimentatori per installazione remota dotati di vari protocolli di regolazione dell'intensità luminosa.



ATOM

With the exquisite design touch of Piero Lissoni, the Zero Track system offers Atom: a series of spotlights in two different sizes, perfect for an accent lighting. The Zero Track system provides the highest comfort level thanks to the deep position of the optic and the screening accessories included with each spot, completed by a round shape luminaire for a general lighting.

Con lo squisito tocco di design di Piero Lissoni, il sistema Zero Track offre Atom: una serie di faretti in due grandezze, perfetti per illuminazione d'accento. Il sistema Zero Track offre il massimo livello di comfort grazie alla posizione profonda dell'ottica e agli accessori di schermatura inclusi in ogni faretto, completati da un apparecchio di forma rotonda per un'illuminazione generale.



BRONZE

WHITE


DEEP BROWN



CHROME




BLACK



Different control options for dimming the Zero Track, all available for remote recessed or surface installation.

Diverse opzioni di controllo per la regolazione di Zero Track, tutte disponibili per installazione a incasso o a superficie.



PUSH DIMMING: control through a simple pushbutton.

DALI: standard protocol for integration with any control system.

1-10V: track control through a dimmer device.


CASAMBI in broadcast: track wireless control through the CASAMBI app, available for iOS and Android devices.


PUSH DIMMING: controllo mediante un dispositivo di regolazione.

DALI: protocollo standard per l'integrazione con qualsiasi sistema di controllo.

1-10V: controllo mediante un dispositivo di regolazione.

CASAMBI: controllo wireless attraverso l'App CASAMBI, disponibile per dispositivi iOS e Android.










SURFACE



- 40 Bianco / 40 White
- 06 Cromo / 06 Chrome
- 14 Nero / 14 Black
- CZ Bronzo / CZ Bronze
- 18 Deep brown / 18 Deep brown

LIGHT MODULES

<p>FIND ME 0</p>	<p>FIND ME 1</p>	<p>FIND ME 1 SUSPENSION</p>
<p>LIGHT SOURCE POWER LED 3,5W 300 lm 2700K/CRI 90 325 lm 3000K/CRI 90</p>	<p>LIGHT SOURCE POWER LED 5,5W 450 lm 2700K/CRI 90 485 lm 3000K/CRI 90</p>	<p>LIGHT SOURCE POWER LED 5,5W 450 lm 2700K/CRI 90 485 lm 3000K/CRI 90</p>
<p>ATOM 90</p>	<p>ATOM 120</p>	<p>ATOM 200</p>
<p>LIGHT SOURCE POWER LED 5,5W 450 lm 2700K/CRI 90 485 lm 3000K/CRI 90</p>	<p>LIGHT SOURCE POWER LED 8W 635 lm 2700K/CRI 90 680 lm 3000K/CRI 90</p>	<p>LIGHT SOURCE POWER LED 10,5W 1050 lm 2700K/CRI 90 1150 lm 3000K/CRI 90</p>

Descrizione

Questo nuovo sistema di profili per installazione a superficie è caratterizzato da dimensioni ridotte che conferiscono un'estetica minimalista molto apprezzata in svariati spazi architettonici. Per soluzioni a soffitti non accessibili, il sistema è fornito con fonti di alimentazione attenuabili integrate, con sistema di controllo broadcast 1-10V, DALI e CASAMBI.

Il sistema a guide di alluminio estruso è fornito con lunghezza fino a 3m e nei colori bianco, nero, marrone scuro e bronzo.

Sono dotati di binari elettrificati alimentabili a 24 Vdc.

Sistema Ottico

- Find Me 0: Spot.
- Find Me 1: Spot, Medium.
- Find Me 1 Suspension: Spot, Medium.
- Atom 90: Spot.
- Atom 120: Spot.
- Atom 200: Flood.

Unità di Alimentazione

Il sistema può essere alimentato da una fonte remota non inclusa o con l'apparecchiatura di alimentazione da inserire nella guida, fornita con una fonte di alimentazione regolabile.

Il connettore di alimentazione presenta uno spazio per l'inserimento dei cavi sia nella parte superiore che laterale. Gli angoli sono alimentati solo nella parte posteriore.

La lunghezza massima con lo stesso driver è di 10 metri.

Informazioni Aggiuntive

Sistema elettrico alimentato a 24V e limitato ad una corrente massima di 8A e 192W.

Grado di protezione IP20.

Adatti ad installazioni su superfici normalmente incombustibili.

Conformità e Marchi di Qualità

Apparecchio conforme alla Normativa Tecnica Europea EN60598-1 e relative parti seconde.

Description

This new system of profiles for surface installation is characterized by its reduced dimensions, providing a minimalist aesthetic which is highly appreciated in various architectural spaces. For non-accessible ceilings, the system has integrated dimmable power supplies, controlled by 1-10V, DALI and CASAMBI broadcast control systems.

The system of extruded aluminum tracks up to 3 meters in white, black, deep brown and bronze.

They are equipped with electric tracks supporting 24Vdc power supplies.

Optic system

- Find Me 0: Spot, Medium.
- Find Me 1: Spot, Medium.
- Find Me 1 Suspension: Spot, Medium.
- Atom 90: Spot, Medium.
- Atom 120: Spot, Medium.
- Atom 200: General lighting.

Power Supply

The system can be powered by a remote power supply (not included) or by power supply equipments to be inserted in the track, which include a dimmable power supply.

The power connector has a space for inserting the cables both from the top and the side. The corners are powered only by the rear part.

The maximum length with the same driver is 10 meters.

Additional Information

Electrical system powered at 24Vdc and limited to a maximum current of 8A and a maximum power of 192W.

IP20 protection grade.

Suitable for installation on normally inflammable surfaces.

Standard Compliance and Quality Marks

EN60598-1 European Technical Standards and any subsequent additions.

ZERO TRACK SURFACE – PROFILES

Profili

Profilo elettromeccanico da interni per installazione a superficie (soffitto o parete). Da fissare con tappi a vite specifici forniti con il profilo. Disponibili lunghezze da 1m a 3m.

Il connettore di alimentazione, i connettori intermedi e i tappi vanno ordinati separatamente.

Sono disponibili angoli meccanici di 90°, motorizzati, sullo stesso piano (elemento simmetrico per l'angolo sinistro e destro) e angolo di 90° su un piano diverso (parete del soffitto e parete interna).

Per installazioni verticali è necessario installare lo stopper, da ordinare separatamente.

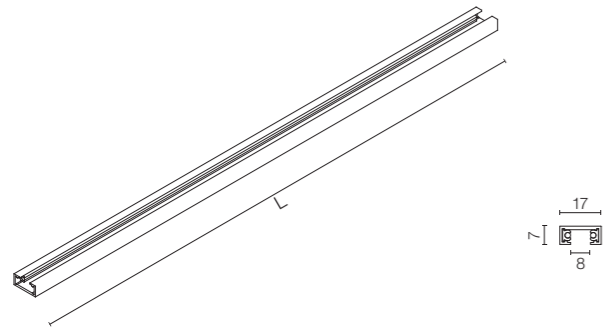
Profiles

Electro-mechanical indoor profile for surface installation (ceiling or wall). To be fixed with specific screw plugs that come with the profile. 1-meter to 3-meters lengths.

It is necessary to order the power connector, intermediate connectors and covers separately.

90°, powered, mechanical corners in the same plane (symmetrical element for left and right corner) and 90° corner in a different plane (ceiling-wall and interior wall-wall) are available.

For vertical installations, installing the stopper is mandatory. It must be ordered separately.



L: 1 m / 2 m / 3 m

- L: 1000 mm
 - 06.2500.40
 - 06.2500.06
 - 06.2500.14
 - 06.2500.CZ
 - 06.2500.18
- L: 2000 mm
 - 06.2501.40
 - 06.2501.06
 - 06.2501.14
 - 06.2501.CZ
 - 06.2501.18
- L: 3000 mm
 - 06.2502.40
 - 06.2502.06
 - 06.2502.14
 - 06.2502.CZ
 - 06.2502.18

Connettore di alimentazione per apparecchio remoto. Possibile entrata del cavo di alimentazione sia nella parte superiore che laterale.

Feed unit for remote power supply unit. Power cable inserting is possible both from the top and the side.



- 06.2505.40
- 06.2505.14

Angolo esterno.

Intermediate connector.



- 06.2506.40
- 06.2506.14

Angolo piatto 90°. Presenta uno spazio posteriore che rende possibile la connessione di alimentazione.

90° flat corner. Can be powered. It has a rear space for the supply connection.



- 06.2507.40
- 06.2507.14

Angolo interno soffitto/parete - parete/parete. Presenta uno spazio posteriore su ogni lato che rende possibile la connessione di alimentazione.

Ceiling/wall - wall/wall inner corner. Can be powered. It has two spaces for the supply connection located on each side at the rear.



- 06.2508.40
- 06.2508.14

Terminale di chiusura.

End cap.



- 06.2509.40
- 06.2509.14

Stopper. Per fissaggio di apparecchi di illuminazione su guide verticali.

Stopper. For fixing luminaires in vertical track installations.

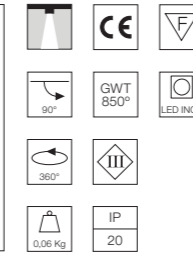
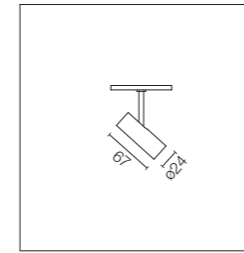


- 08.0630.40
- 08.0630.14

ZERO TRACK

Find Me 0 Designed By Jorge Herrera

Light Source: Power LED 3,5W - 300 lm - 2700K/CRI 90 / 3,5W - 325 lm - 3000K/CRI 90



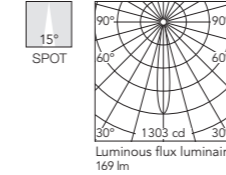
Modulo di illuminazione LED d'accento, installabile sul sistema Zero Track. Convertitore elettronico DC/DC incorporato. Modulo regolabile con driver 1-10V, DALI o CASAMBI. Dimmer non incluso. Sistema di controllo broadcast.

Accessori inclusi (honeycomb e filtro a croce antiabbagliamento).

LED accent lighting module to be installed in the Zero Track system. Electronic DC/DC converter incorporated. Module controlled by 1-10V, DALI or CASAMBI. Dimmer not included. Broadcast control system.

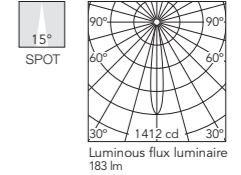
Accessories included (honeycomb and screening crosspiece).

- 2700K**
 - 09.3801.40
 - 09.3801.06
 - 09.3801.14
 - 09.3801.CZ
 - 09.3801.18



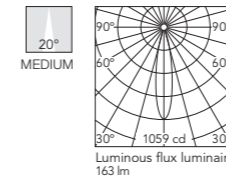
Beam Angle: 15°

- 3000K**
 - 09.3800.40
 - 09.3800.06
 - 09.3800.14
 - 09.3800.CZ
 - 09.3800.18



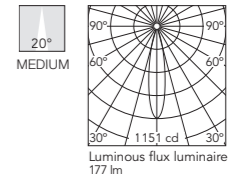
Beam Angle: 15°

- 2700K**
 - 09.3803.40
 - 09.3803.06
 - 09.3803.14
 - 09.3803.CZ
 - 09.3803.18



Beam Angle: 20°

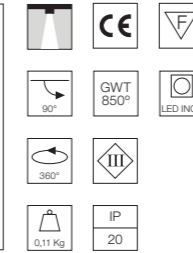
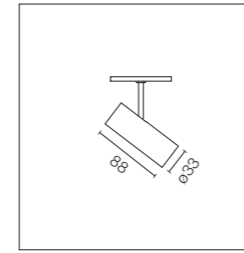
- 3000K**
 - 09.3802.40
 - 09.3802.06
 - 09.3802.14
 - 09.3802.CZ
 - 09.3802.18



Beam Angle: 20°

Find Me 1 Designed By Jorge Herrera

Light Source: Power LED 5,5W - 450 lm - 2700K/CRI 90 / 5,5W - 485 lm - 3000K/CRI 90



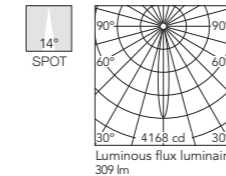
Modulo di illuminazione LED d'accento, installabile sul sistema Zero Track. Convertitore elettronico DC/DC incorporato. Modulo regolabile con driver 1-10V, DALI o CASAMBI. Dimmer non incluso. Sistema di controllo broadcast.

Accessori inclusi (honeycomb e filtro a croce antiabbagliamento).

LED accent lighting module to be installed in the Zero Track system. Electronic DC/DC converter incorporated. Module controlled by 1-10V, DALI or CASAMBI. Dimmer not included. Broadcast control system.

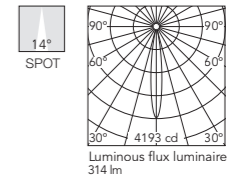
Accessories included (honeycomb and screening crosspiece).

- 2700K**
 - 09.3812.40
 - 09.3812.06
 - 09.3812.14
 - 09.3812.CZ
 - 09.3812.18



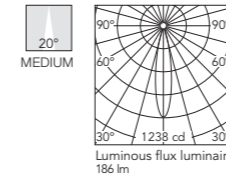
Beam Angle: 14°

- 3000K**
 - 09.3810.40
 - 09.3810.06
 - 09.3810.14
 - 09.3810.CZ
 - 09.3810.18



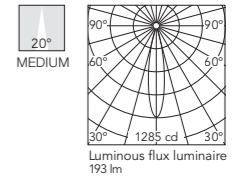
Beam Angle: 14°

- 2700K**
 - 09.3813.40
 - 09.3813.06
 - 09.3813.14
 - 09.3813.CZ
 - 09.3813.18



Beam Angle: 20°

- 3000K**
 - 09.3811.40
 - 09.3811.06
 - 09.3811.14
 - 09.3811.CZ
 - 09.3811.18

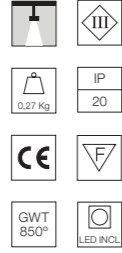



Beam Angle: 20°

ZERO TRACK

Find Me 1 Suspension Designed By Jorge Herrera

Light Source: Power LED 5,5W - 450 lm - 2700K/CRI 90 / 5,5W - 485 lm - 3000K/CRI 90



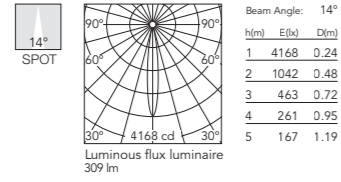
Modulo di illuminazione LED d'accento, installabile sul sistema Zero Track. Convertitore elettronico DC/DC incorporato. Modulo regolabile con driver 1-10V, DALI o CASAMBI. Dimmer non incluso. Sistema di controllo broadcast. Non installabile su guide verticali.

LED accent lighting module to be installed in the Zero Track system. Electronic DC/DC converter incorporated. Module controlled by 1-10V, DALI or CASAMBI. Dimmer not included. Broadcast control system. Not suitable for vertical installations.

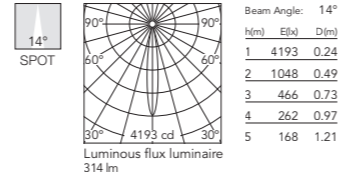
Accessori inclusi (honeycomb e filtro a croce antiabbagliamento).

Accessories included (honeycomb and screening crosspiece).

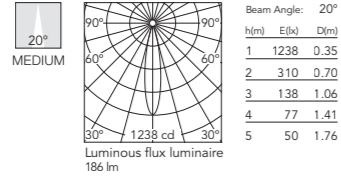
2700K
09.3822.40
09.3822.06
09.3822.14
09.3822.CZ
09.3822.18



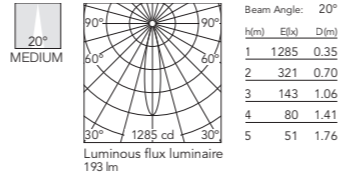
3000K
09.3820.40
09.3820.06
09.3820.14
09.3820.CZ
09.3820.18



2700K
09.3823.40
09.3823.06
09.3823.14
09.3823.CZ
09.3823.18



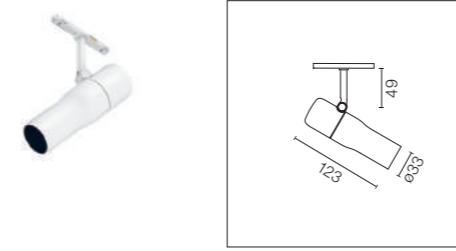
3000K
09.3821.40
09.3821.06
09.3821.14
09.3821.CZ
09.3821.18



ZERO TRACK

Atom 120 Designed By Piero Lissoni

Light Source: Power LED 8W - 635 lm - 2700K/CRI 90 / 8W - 680 lm - 3000K/CRI 90



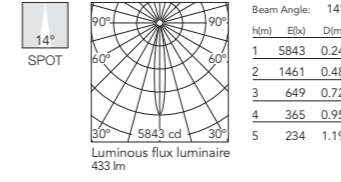
Modulo di illuminazione LED d'accento, installabile sul sistema Zero Track. Convertitore elettronico DC/DC incorporato. Modulo regolabile con driver 1-10V, DALI o CASAMBI. Dimmer non incluso. Sistema di controllo broadcast.

LED accent lighting module to be installed in the Zero Track system. Electronic DC/DC converter incorporated. Module controlled by 1-10V, DALI or CASAMBI. Dimmer not included. Broadcast control system.

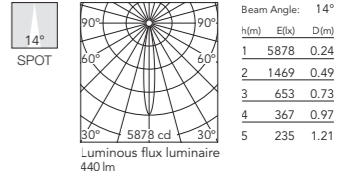
Accessori inclusi (honeycomb e filtro a croce antiabbagliamento).

Accessories included (honeycomb and screening crosspiece).

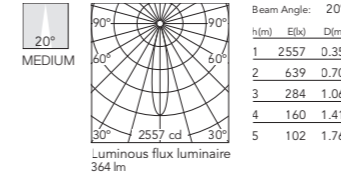
2700K
09.3841.40
09.3841.06
09.3841.14
09.3841.CZ
09.3841.18



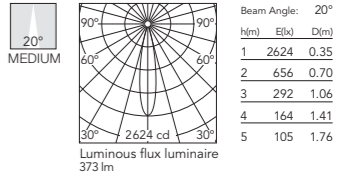
3000K
09.3840.40
09.3840.06
09.3840.14
09.3840.CZ
09.3840.18



2700K
09.3843.40
09.3843.06
09.3843.14
09.3843.CZ
09.3843.18

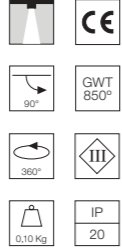
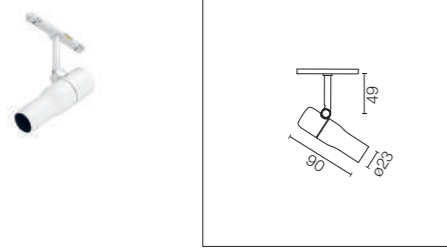


3000K
09.3842.40
09.3842.06
09.3842.14
09.3842.CZ
09.3842.18



Atom 90 Designed By Piero Lissoni

Light Source: Power LED 5,5W - 450 lm - 2700K/CRI 90 / 5,5W - 485 lm - 3000K/CRI 90



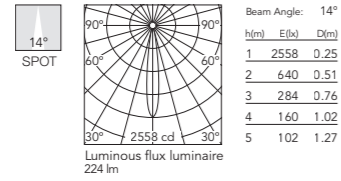
Modulo di illuminazione LED d'accento, installabile sul sistema Zero Track. Convertitore elettronico DC/DC incorporato. Modulo regolabile con driver 1-10V, DALI o CASAMBI. Dimmer non incluso. Sistema di controllo broadcast.

LED accent lighting module to be installed in the Zero Track system. Electronic DC/DC converter incorporated. Module controlled by 1-10V, DALI or CASAMBI. Dimmer not included. Broadcast control system.

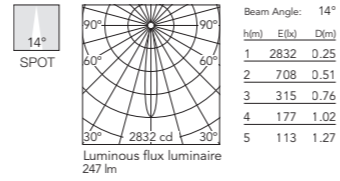
Accessori inclusi (honeycomb e filtro a croce antiabbagliamento).

Accessories included (honeycomb and screening crosspiece).

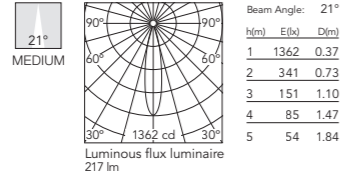
2700K
09.3831.40
09.3831.06
09.3831.14
09.3831.CZ
09.3831.18



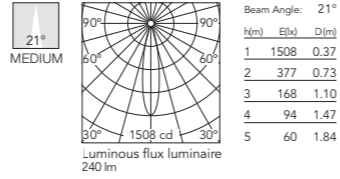
3000K
09.3830.40
09.3830.06
09.3830.14
09.3830.CZ
09.3830.18



2700K
09.3833.40
09.3833.06
09.3833.14
09.3833.CZ
09.3833.18

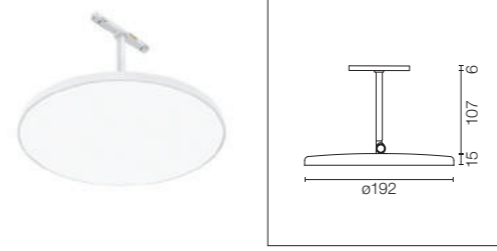


3000K
09.3832.40
09.3832.06
09.3832.14
09.3832.CZ
09.3832.18



Atom 200 Designed By Piero Lissoni

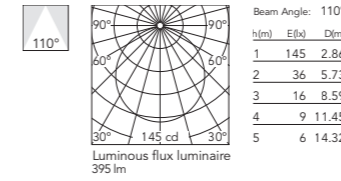
Light Source: Power LED 10,5W - 1050 lm - 2700K/CRI 90 / 10,5W - 1150 lm - 3000K/CRI 90



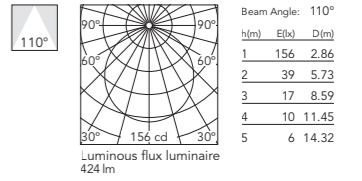
Modulo di illuminazione LED generale, installabile sul sistema Zero Track. Convertitore elettronico DC/DC incorporato. Modulo regolabile con driver 1-10V, DALI o CASAMBI. Dimmer non incluso. Sistema di controllo broadcast. Non installabile su guide verticali.

LED general lighting module to be installed in the Zero Track system. Electronic DC/DC converter incorporated. Module controlled by 1-10V, DALI or CASAMBI. Dimmer not included. Broadcast control system. Not suitable for vertical installations.

2700K
09.3851.40
09.3851.06
09.3851.14
09.3851.CZ
09.3851.18



3000K
09.3850.40
09.3850.06
09.3850.14
09.3850.CZ
09.3850.18



ZERO TRACK - DRIVERS

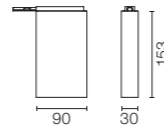
Driver / Drivers

1-10V Broadcast / Non Dimmable

Surface Installation

Fonte di alimentazione finale per installazione a superficie. Regolabile mediante protocollo 1/10V o non regolabile. Non installabile su guide verticali.

Power supply surface end. Dimmable through 1/10V protocol or Non Dimmable. Not suitable for vertical installations.

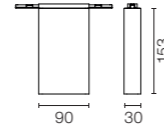


57W - 220/240V
06.2510.40
06.2510.06
06.2510.14
06.2510.CZ
06.2510.18

Surface Installation

Fonte di alimentazione intermedia per installazione a superficie. Regolabile mediante protocollo 1/10V o non regolabile. Non installabile su guide verticali.

Power supply surface middle. Dimmable through 1/10V protocol or Non Dimmable. Not suitable for vertical installations.

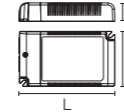


57W - 220/240V
06.2511.40
06.2511.06
06.2511.14
06.2511.CZ
06.2511.18

Remote Installation

Fonte di alimentazione remota. Regolabile mediante protocollo 1/10V o non regolabile.

Remote power supply. Dimmable through 1/10V protocol or Non Dimmable.

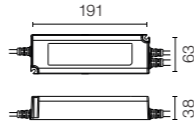


25W 110/240V - L:110
60.9359
45W 110/240V - L:120
60.9360
57W 220/240V - L:130
60.9361

Remote Installation

Fonte di alimentazione remota. Regolabile mediante protocollo 1/10V.

Remote power supply. Dimmable through 1/10V protocol.



120W 110/240V
60.9416

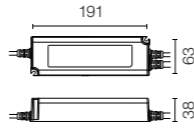
*UL max 100W

DALI

Remote Installation

Fonte di alimentazione remota. Regolabile mediante protocollo DALI.

Remote power supply. Dimmable through DALI protocol.



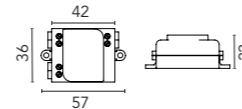
120W 110/240V
60.9426

*UL max 100W

CASAMBI

Driver CASAMBI. Si consiglia di regolare il livello minimo al 5%.

CASAMBI controller. It is recommended to adjust the minimum level of regulation to 5%.



60.9392

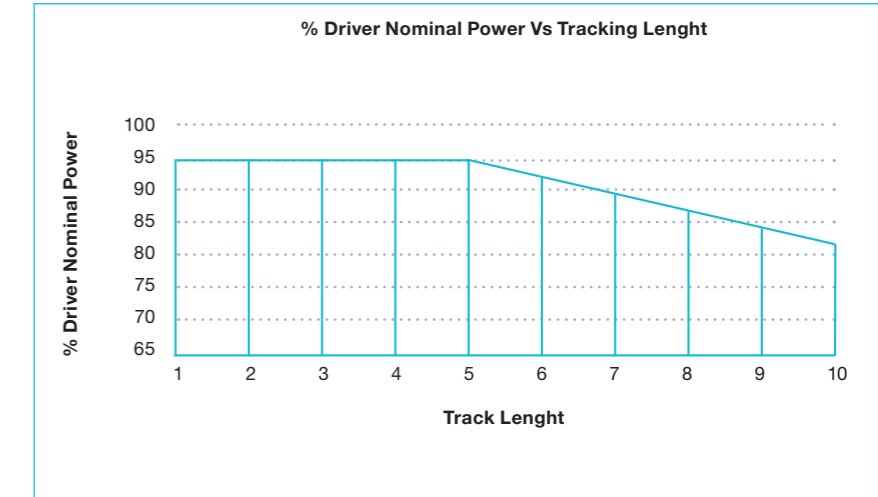
ZERO TRACK - DRIVERS

Track Length (m)	% Driver Nominal Power
1	95
2	95
3	95
4	95
5	95
6	93
7	91
8	89
9	87
10	85

Maximum cable length: (driver to track): 5 m
Cable section: 2x1,5 mm²
Maximum track length: 10 m
Maximum power: 120W

Example:


Ref. 60.9361: 57W / 4 m track
57W * 0,95 = 54,15W available



	W luminary	N° luminaries	W luminaries
Findme Zero	3,5	3	10,5
Findme 1	5,5	0	0
Atom 90	5,5	3	16,5
Atom 120	8	2	16
Atom 200	10,5	1	10,5
Total system power: 53,5W			


ZERO TRACK - REGULATION SYSTEMS

Remote 1-10V/Non Dimmable Installations - *Broadcast

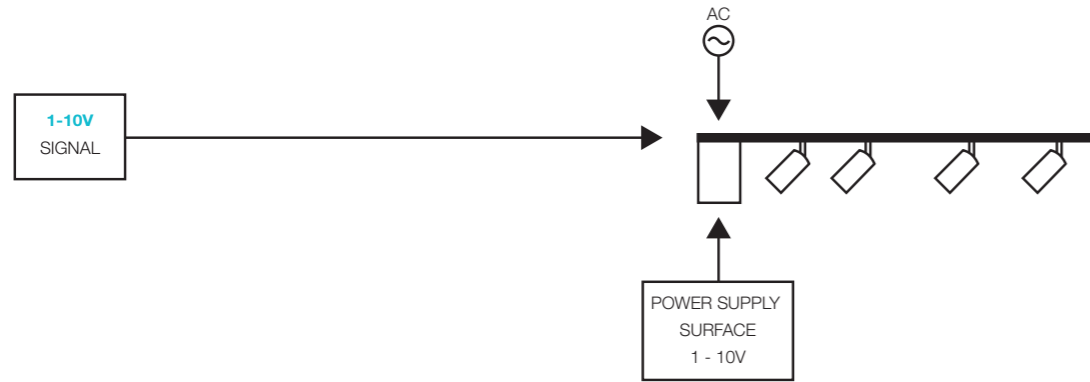


ZERO TRACK - REGULATION SYSTEMS

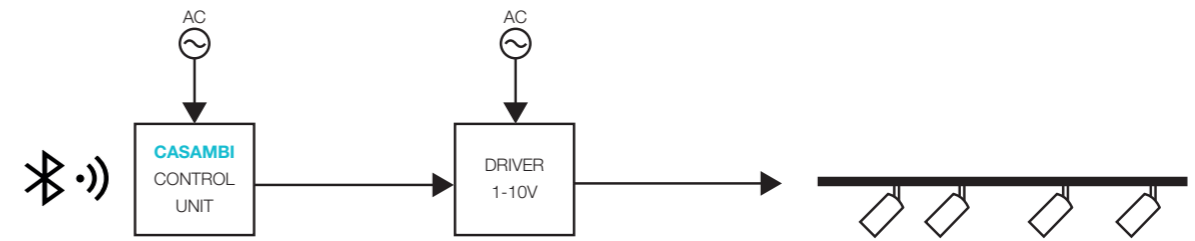
Remote DALI Installation - *Broadcast



Surface 1-10V/Non Dimmable Installations - *Broadcast



Remote CASAMBI Installation - *Broadcast



*Broadcast: Regolazione contemporanea di tutti gli apparecchi / Dimming all luminaries at the same time.

*Broadcast: Regolazione contemporanea di tutti gli apparecchi / Dimming all luminaries at the same time.

ZERO TRACK – EASY PACKS – FIND ME 1

Power supply surface end + 2m track + 2 spots (Find Me 1)



09.3880.40
09.3880.14

Power supply surface end + 2m track + 3 spots (Find Me 1)



09.3881.40
09.3881.14

Power supply surface middle + 2x1m track + 2 spots (Find Me 1)



09.3882.40
09.3882.14

Power supply surface middle + 2x1m track + 4 spots (Find Me 1)



09.3883.40
09.3883.14

Power supply surface end + 3m track + 3 spots (Find Me 1)



09.3884.40
09.3884.14

Power supply surface end + 3m track + 4 spots (Find Me 1)



09.3885.40
09.3885.14

Power supply surface end + 2x2m track + Intermediate connector + 4 spots (Find Me 1)



09.3886.40
09.3886.14

Power supply surface middle + 2x2m track + 4 spots (Find Me 1)



09.3887.40
09.3887.14

ZERO TRACK – EASY PACKS – FIND ME 1

COLOURS	MODEL	UNITS
Black/White	FINDME 1 ZERO TRACK POWER LED 27K C90 SP 5.5W	2
Black/White	TRACK 2 MT SURF ZERO TRACK	1
Black/White	BLIND END ZERO TRACK	1
Black/White	POWER SUPPLY SURFACE END 57W 1-10V ZERO TRACK	1

Power supply surface end + 2m track + 2 spots (Find Me 1)

09.3880.40
09.3880.14

COLOURS	MODEL	UNITS
Black/White	FINDME 1 ZERO TRACK POWER LED 27K C90 SP 5.5W	3
Black/White	TRACK 2m SURFACE ZERO TRACK	1
Black/White	BLIND END ZERO TRACK	1
Black/White	POWER SUPPLY SURFACE END 57W 1-10V ZERO TRACK	1

Power supply surface end + 2m track + 3 spots (Find Me 1)

09.3881.40
09.3881.14

COLOURS	MODEL	UNITS
Black/White	FINDME 1 ZERO TRACK POWER LED 27K C90 SP 5.5W	2
Black/White	TRACK 1m SURFACE ZERO TRACK	2
Black/White	BLIND END ZERO TRACK	2
Black/White	POWER SUPPLY SURFACE MIDDLE 57W 1-10V ZERO TRACK	1

Power supply surface middle + 2x1m track + 2 spots (Find Me 1)

09.3882.40
09.3882.14

COLOURS	MODEL	UNITS
Black/White	FINDME 1 ZERO TRACK POWER LED 27K C90 SP 5.5W	4
Black/White	TRACK 1m SURFACE ZERO TRACK	2
Black/White	BLIND END ZERO TRACK	2
Black/White	POWER SUPPLY SURFACE MIDDLE 57W 1-10V ZERO TRACK	1

Power supply surface middle + 2x1m track + 4 spots (Find Me 1)

09.3883.40
09.3883.14

COLOURS	MODEL	UNITS
Black/White	FINDME 1 ZERO TRACK POWER LED 27K C90 SP 5.5W	3
Black/White	TRACK 3m SURFACE ZERO TRACK	1
Black/White	BLIND END ZERO TRACK	1
Black/White	POWER SUPPLY SURFACE END 57W 1-10V ZERO TRACK	1

Power supply surface end + 3m track + 3 spots (Find Me 1)

09.3884.40
09.3884.14

COLOURS	MODEL	UNITS
Black/White	FINDME 1 ZERO TRACK POWER LED 27K C90 SP 5.5W	4
Black/White	TRACK 3m SURFACE ZERO TRACK	1
Black/White	BLIND END ZERO TRACK	1
Black/White	POWER SUPPLY SURFACE END 57W 1-10V ZERO TRACK	1

Power supply surface end + 3m track + 4 spots (Find Me 1)

09.3885.40
09.3885.14

COLOURS	MODEL	UNITS
Black/White	FINDME 1 ZERO TRACK POWER LED 27K C90 SP 5.5W	4
Black/White	TRACK 2m SURFACE ZERO TRACK	2
Black/White	STRAIGHT CONNECTOR ZERO TRACK	1
Black/White	BLIND END ZERO TRACK	2
Black/White	POWER SUPPLY SURFACE END 57W 1-10V ZERO TRACK	1

Power supply surface end + 2x2m track + Intermediate connector + 4 spots (Find Me 1)

09.3886.40
09.3886.14

COLOURS	MODEL	UNITS
Black/White	FINDME 1 ZERO TRACK POWER LED 27K C90 SP 5.5W	4
Black/White	TRACK 2m SURFACE ZERO TRACK	2
Black/White	BLIND END ZERO TRACK	2
Black/White	POWER SUPPLY SURFACE MIDDLE 57W 1-10V ZERO TRACK	1

Power supply surface middle + 2x2m track + 4 spots (Find Me 1)

09.3887.40
09.3887.14

ZERO TRACK – EASY PACKS – ATOM 120

Power supply surface end + 2m track + 2 spots (Atom 120)



09.3890.40
09.3890.14

Power supply surface end + 2m track + 3 spots (Atom 120)



09.3891.40
09.3891.14

Power supply surface middle + 2x1m track + 2 spots (Atom 120)



09.3892.40
09.3892.14

Power supply surface middle + 2x1m track + 4 spots (Atom 120)



09.3893.40
09.3893.14

Power supply surface end + 3m track + 3 spots (Atom 120)



09.3894.40
09.3894.14

Power supply surface end + 3m track + 4 spots (Atom 120)



09.3895.40
09.3895.14

Power supply surface end + 2X2m track + Intermediate connector + 4 spots (Atom 120)



09.3896.40
09.3896.14

Power supply surface middle + 2X2m track + 4 spots (Atom 120)



09.3897.40
09.3897.14

ZERO TRACK – EASY PACKS – ATOM 120

Power supply surface end + 2m track + 2 spots (Atom 120)

09.3890.40
09.3890.14

COLOURS	MODEL	UNITS
Black/White	ATOM 120 ZERO TRACK POWER LED CCT=2700K CRI>90 SPOT 8W	2
Black/White	TRACK 2m SURFACE ZERO TRACK	1
Black/White	BLIND END ZERO TRACK	1
Black/White	POWER SUPPLY SURFACE END 57W 1-10V ZERO TRACK	1

Power supply surface end + 2m track + 3 spots (Atom 120)

09.3891.40
09.3891.14

COLOURS	MODEL	UNITS
Black/White	ATOM 120 ZERO TRACK POWER LED CCT=2700K CRI>90 SPOT 8W	3
Black/White	TRACK 2m SURFACE ZERO TRACK	1
Black/White	BLIND END ZERO TRACK	1
Black/White	POWER SUPPLY SURFACE END 57W 1-10V ZERO TRACK	1

Power supply surface middle + 2x1m track + 2 spots (Atom 120)

09.3892.40
09.3892.14

COLOURS	MODEL	UNITS
Black/White	ATOM 120 ZERO TRACK POWER LED CCT=2700K CRI>90 SPOT 8W	2
Black/White	TRACK 1m SURFACE ZERO TRACK	2
Black/White	BLIND END ZERO TRACK	2
Black/White	POWER SUPPLY SURFACE MIDDLE 57W 1-10V ZERO TRACK	1

Power supply surface middle + 2x1m track + 4 spots (Atom 120)

09.3893.40
09.3893.14

COLOURS	MODEL	UNITS
Black/White	ATOM 120 ZERO TRACK POWER LED CCT=2700K CRI>90 SPOT 8W	4
Black/White	TRACK 1m SURFACE ZERO TRACK	2
Black/White	BLIND END ZERO TRACK	2
Black/White	POWER SUPPLY SURFACE MIDDLE 57W 1-10V ZERO TRACK	1

Power supply surface end + 3m track + 3 spots (Atom 120)

09.3894.40
09.3894.14

COLOURS	MODEL	UNITS
Black/White	ATOM 120 ZERO TRACK POWER LED CCT=2700K CRI>90 SPOT 8W	3
Black/White	TRACK 3m SURFACE ZERO TRACK	1
Black/White	BLIND END ZERO TRACK	1
Black/White	POWER SUPPLY SURFACE END 57W 1-10V ZERO TRACK	1

Power supply surface end + 3m track + 4 spots (Atom 120)

09.3895.40
09.3895.14

COLOURS	MODEL	UNITS
Black/White	ATOM 120 ZERO TRACK POWER LED CCT=2700K CRI>90 SPOT 8W	4
Black/White	TRACK 3m SURFACE ZERO TRACK	1
Black/White	BLIND END ZERO TRACK	1
Black/White	POWER SUPPLY SURFACE END 57W 1-10V ZERO TRACK	1

Power supply surface end + 2x2m track + Intermediate connector + 4 spots (Atom 120)

09.3896.40
09.3896.14

COLOURS	MODEL	UNITS
Black/White	ATOM 120 ZERO TRACK POWER LED CCT=2700K CRI>90 SPOT 8W	4
Black/White	TRACK 2m SURFACE ZERO TRACK	2
Black/White	STRAIGHT CONNECTOR ZERO TRACK	1
Black/White	BLIND END ZERO TRACK	2
Black/White	POWER SUPPLY SURFACE END 57W 1-10V ZERO TRACK	1

Power supply surface middle + 2x2m track + 4 spots (Atom 120)

09.3897.40
09.3897.14

COLOURS	MODEL	UNITS
Black/White	ATOM 120 ZERO TRACK POWER LED CCT=2700K CRI>90 SPOT 8W	4
Black/White	TRACK 2m SURFACE ZERO TRACK	2
Black/White	BLIND END ZERO TRACK	2
Black/White	POWER SUPPLY SURFACE MIDDLE 57W 1-10V ZERO TRACK	1