

tossB

catalogue 2020-2021



tossB

2

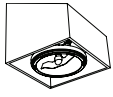


content

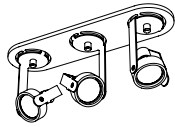
25°	12
bang	14
big bang	18
blackjack	22
boomer	24
boomer line	26
bow	30
brace	36
brick	38
bullet	40
cone	42
conical	44
crane	46
dice	48
disk	52
dot	54
float	56
flower	60
fly	62
groove	64
hat	66
hoola	68
hoop	74
mobi	78
nero	82
nis	84
reach	86
round control	90
rozetta	96
shuffle	100
sphere	102
spin	108
thin	112
tibo	114
tribes	118
tuba	130
u-light	132
victor	134
ypso	142
accessories	144
designers	146

appliance

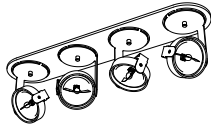
ceiling



25°
12



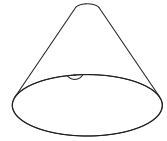
bang
14



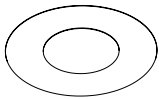
big bang
18



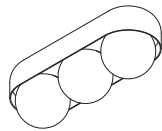
bullet
40



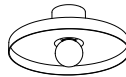
cone
42



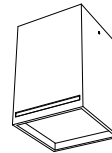
conical
44



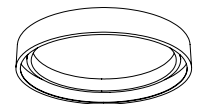
dice
48



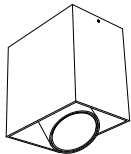
disk
52



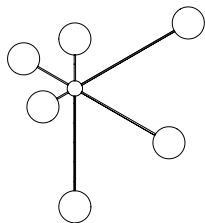
groove
64



hoop
74



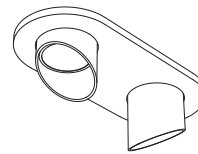
nero
82



round control
90



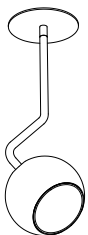
rozetta
96



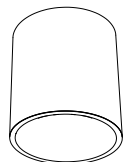
shuffle
100



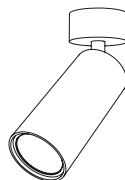
sphere
102



spin
108

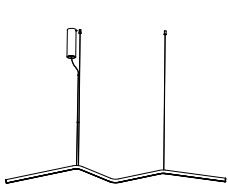


tuba
130

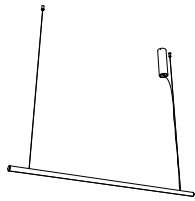


victor
134

suspension



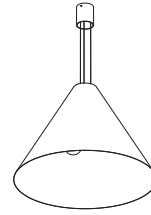
boomer
24



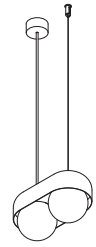
boomer line
26




bow
30



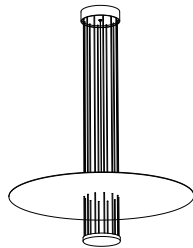
cone
42



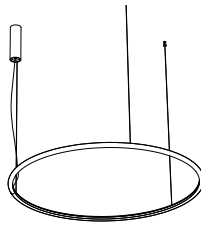
dice
48



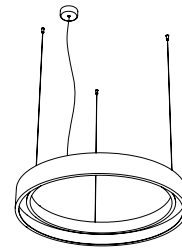
disk
52



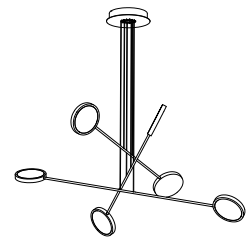
float
56



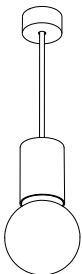
hoola
68



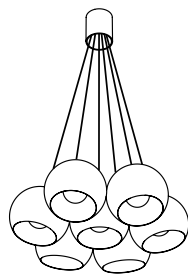
hoop
74



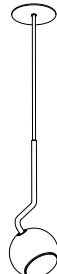
mobi
78



rozetta
96



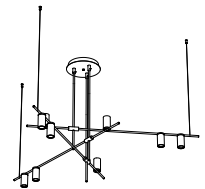
sphere
102



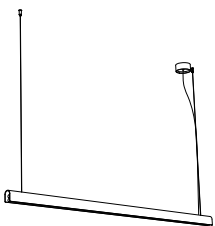
spin
108



thin
112



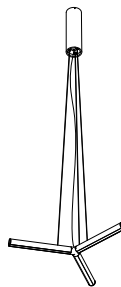
tribes
118



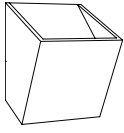
u-light
132



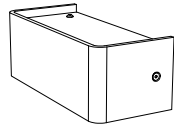
victor
134



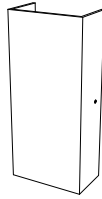
ypso
142



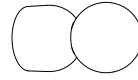
25°
12



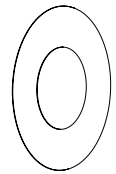
brace
36



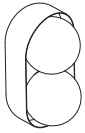
brick
38



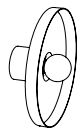
bullet
40



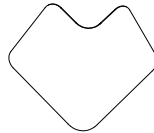
conical
44



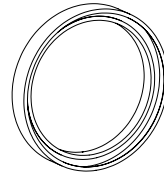
dice
46



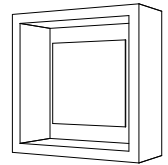
disk
52



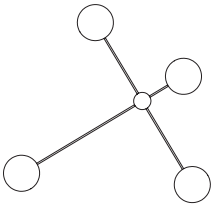
fly
62



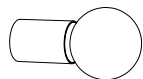
hoop
74



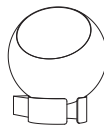
nis
84



round control
90



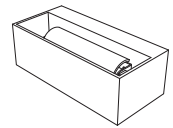
rosetta
96



sphere
102



spin
108

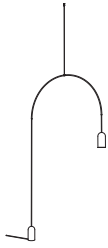


tibo
114


floor



blackjack
22



bow
30



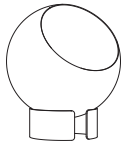
dot
54



hat
66

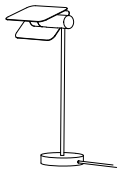


reach
86

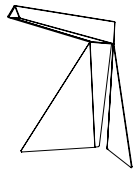


sphere
102

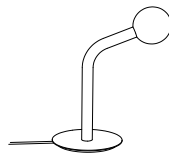
table




blackjack
22



crane
46



dot
54

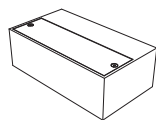


sphere
102

outdoor

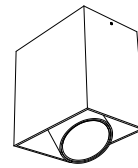


flower
60

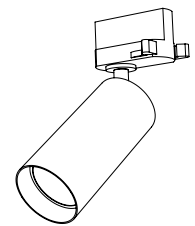


tibo
114

track



nero
82



victor
134

25°

design by alain monnens

The 25° is a wall and ceiling surface mounted fixture. Its form originates from well considered 25° cuts into quadratic aluminum tubes. The position of the LED in the wall fixtures is discretely hidden so that the light is diffuse and projected on the wall in different angles. When multiple fixtures are combined an appealing and playful atmosphere is inevitable.


All versions are 360° rotating and the spot is 30° orientable. Available in white, black or brushed aluminum.



private house (diksmuide, belgium) by frederik blontrock concepts



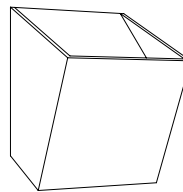
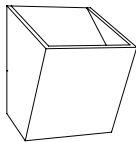
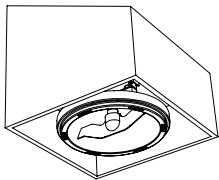
private house by Emily & Nous



25° spot

25° wall LED

25° wall big LED



lamp type	AR111 retrofit
fitting	G53
max. watt	15W
voltage	230V
class	1
gear	incorporated
rotation	350°
inclination	2 x 30°
length	198 mm
width	150 mm
height	132 mm

lamp type	LED (DIM TRIAC)
colour temp.	2700K
max. watt	6W
voltage	230V
lumen	600
class	1
gear	-
rotation	360°
length	100 mm
width	88 mm
height	130 mm

lamp type	LED (DIM TRIAC)
colour temp.	2700K
max. watt	6W
voltage	230V
lumen	600
class	1
gear	-
rotation	360°
length	150 mm
width	133 mm
height	197 mm

order code	
aluminium	T75C1HAB
white	T75C1HWL
black	T75C1HZL

order code	
aluminium	T75A1DAB
white	T75A1DWL
black	T75A1DZL

order code	
aluminium	T75A2DAB
white	T75A2DWL
black	T75A2DZL

bang

design by alain monnens



Spot collection with an emphasis on technique and mobility. Every part has a definite function, which provides for a candid and non-intrusive design. Because of this, BANG fits in any possible environment, which makes application easy. In brushed aluminium finish, BANG creates a bold 'industrial' impression. Then again, in enamel finish, its elegant fluent lines are emphasised. BANG is available for 12V or 230V retrofit lamps.



bang 1 12V

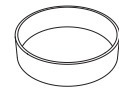


lamp type	retrofit LED
fitting	GU5.3
max. watt	10W
voltage	12V
class	2
gear	not incorporated
rotation	350°
inclination	2 x 90°
length	60 mm
width	60 mm
height	120 mm

order code

aluminium	T23C4HAB
white	T23C4HWL
black	T23C4HZL

bang 1 frame H15



OPTIONAL FRAME

diameter	60 mm
height	15 mm

order code

aluminium	T31P6AB
white	T31P6WL
black	T31P6ZL

bang 2 12V



lamp type	retrofit LED
fitting	GU5.3
max. watt	2 x 10W
voltage	12V
class	1
gear	not incorporated
rotation	350°
inclination	2 x 90°
length	225 mm
width	100 mm
height	123 mm

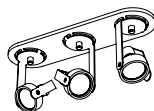
order code H15

aluminium	T34C2HAB
white	T34C2HWL
black	T34C2HZL

order code H40

aluminium	T34C3HAB
white	T34C3HWL
black	T34C3HZL

bang 3 12V



lamp type	retrofit LED
fitting	GU5.3
max. watt	3 x 10W
voltage	12V
class	1
gear	not incorporated
rotation	350°
inclination	2 x 90°
length	350 mm
width	100 mm
height	123 mm


order code H15

aluminium	T35C2HAB
white	T35C2HWL
black	T35C2HZL

order code H40

aluminium	T35C3HAB
white	T35C3HWL
black	T35C3HZL

bang 4 12V



lamp type	retrofit LED
fitting	GU5.3
max. watt	4 x 10W
voltage	12V
class	1
gear	not incorporated
rotation	350°
inclination	2 x 90°
length	475 mm
width	100 mm
height	123 mm

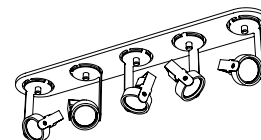
order code H15

aluminium	T36C2HAB
white	T36C2HWL
black	T36C2HZL

order code H40

aluminium	T36C3HAB
white	T36C3HWL
black	T36C3HZL

bang 5 12V



lamp type	retrofit LED
fitting	GU5.3
max. watt	5 x 10W
voltage	12V
class	1
gear	not incorporated
rotation	350°
inclination	2 x 90°
length	600 mm
width	100 mm
height	123 mm

order code H15

aluminium	T37C2HAB
white	T37C2HWL
black	T37C2HZL

order code H40

aluminium	T37C3HAB
white	T37C3HWL
black	T37C3HZL

bang 1 frame H45



OPTIONAL FRAME

diameter	60 mm
height	45 mm

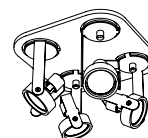
order code with transfo 50VA

aluminium	T31P1AB
white	T31P1WL
black	T31P1ZL

order code without transfo 50VA

aluminium	T31P8AB
white	T31P8WL
black	T31P8ZL

bang 4 12V square



lamp type	retrofit LED
fitting	GU5.3
max. watt	4 x 10W
voltage	12V
class	1
gear	not incorporated
rotation	350°
inclination	2 x 90°
length	225 mm
width	225 mm
height	123 mm

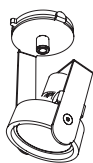
order code H15

aluminium	T38C2HAB
white	T38C2HWL
black	T38C2HZL

order code H40

aluminium	T38C3HAB
white	T38C3HWL
black	T38C3HZL

bang 1 230V

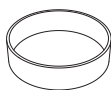


lamp type	retrofit LED
fitting	GZ10
max. watt	10W
voltage	230V
class	1
rotation	350°
inclination	2 x 90°
length	60 mm
width	60 mm
height	120 mm

order code

aluminium	T23C3HAB
white	T23C3HWL
black	T23C3HZL

bang 1 frame H15



OPTIONAL FRAME

diameter	60 mm
height	15 mm

order code

aluminium	T31P6AB
white	T31P6WL
black	T31P6ZL

bang 2 230V

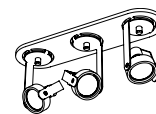


lamp type	retrofit LED
fitting	GZ10
max. watt	2 x 10W
voltage	230V
class	1
rotation	350°
inclination	2 x 90°
length	225 mm
width	100 mm
height	123 mm

order code H15

aluminium	T34C1HAB
white	T34C1HWL
black	T34C1HZL

bang 3 230V

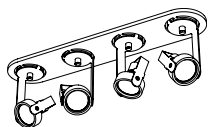


lamp type	retrofit LED
fitting	GZ10
max. watt	3 x 10W
voltage	230V
class	1
rotation	350°
inclination	2 x 90°
length	350 mm
width	100 mm
height	123 mm

order code H15

aluminium	T35C1HAB
white	T35C1HWL
black	T35C1HZL

bang 4 230V

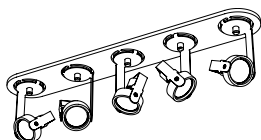


lamp type	retrofit LED
fitting	GZ10
max. watt	4 x 10W
voltage	230V
class	1
rotation	350°
inclination	2 x 90°
length	475 mm
width	100 mm
height	123 mm

order code H15

aluminium	T36C1HAB
white	T36C1HWL
black	T36C1HZL

bang 5 230V

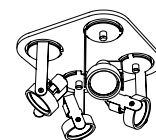


lamp type	retrofit LED
fitting	GZ10
max. watt	5 x 10W
voltage	230V
class	1
rotation	350°
inclination	2 x 90°
length	600 mm
width	100 mm
height	123 mm

order code H15

aluminium	T37C1HAB
white	T37C1HWL
black	T37C1HZL

bang 4 230V square



lamp type	retrofit LED
fitting	GZ10
max. watt	4 x 10W
voltage	230V
class	1
rotation	350°
inclination	2 x 90°
length	225 mm
width	225 mm
height	123 mm

order code H15

aluminium	T38C1HAB
white	T38C1HWL
black	T38C1HZL



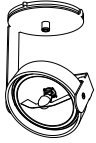
big bang

design by alain monnens

Spot collection with an emphasis on technique and mobility. Every part has a definite function, which provides for a candid and non-intrusive design. Because of this, BANG fits in any possible environment, which makes application easy. In brushed aluminium finish, BANG creates a bold 'industrial' impression. Then again, in enamel finish, its elegant fluent lines are emphasised. BIG BANG is available for AR111 or ES111 retrofit lamps.



big bang 1 AR111

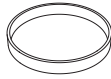


lamp type	AR111 retrofit
fitting	G53
max. watt	15W
voltage	12V
class	2
gear	not incorporated
rotation	350°
inclination	2 x 90°
length	120 mm
width	120 mm
height	150 mm

order code

aluminium	T23C1HAB
white	T23C1HWL
black	T23C1HZL

big bang 1 frame H15



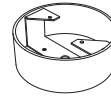
OPTIONAL FRAME

diameter	120 mm
height	15 mm

order code

aluminium	T31P7AB
white	T31P7WL
black	T31P7ZL

big bang 1 frame H45



OPTIONAL FRAME

diameter	120 mm
height	45 mm

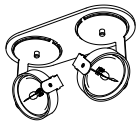
order code incl. transfo 50VA

aluminium	T31P2AB
white	T31P2WL
black	T31P2ZL

order code excl. transfo 50VA

aluminium	T31P9AB
white	T31P9WL
black	T31P9ZL

big bang 2 AR111



lamp type	AR111 retrofit
fitting	G53
max. watt	2 x 15W
voltage	12V
class	1
gear	not incorporated
rotation	350°
inclination	2 x 90°
length	350 mm
width	160 mm
height	153 mm

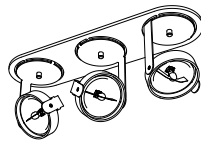
order code H15

aluminium	T39C2HAB
white	T39C2HWL
black	T39C2HZL

order code H40

aluminium	T39C3HAB
white	T39C3HWL
black	T39C3HZL

big bang 3 AR111



lamp type	AR111 retrofit
fitting	G53
max. watt	3 x 15W
voltage	12V
class	1
gear	not incorporated
rotation	350°
inclination	2 x 90°
length	540 mm
width	160 mm
height	153 mm

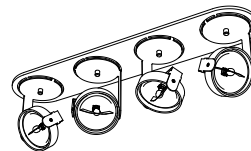
order code H15

aluminium	T40C2HAB
white	T40C2HWL
black	T40C2HZL

order code H40

aluminium	T40C3HAB
white	T40C3HWL
black	T40C3HZL

big bang 4 AR111



lamp type	AR111 retrofit
fitting	G53
max. watt	4 x 15W
voltage	12V
class	1
gear	not incorporated
rotation	350°
inclination	2 x 90°
length	730 mm
width	160 mm
height	153 mm

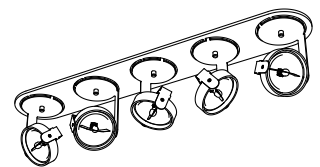
order code H15

aluminium	T41C2HAB
white	T41C2HWL
black	T41C2HZL

order code H40

aluminium	T41C3HAB
white	T41C3HWL
black	T41C3HZL

big bang 5 AR111



lamp type	AR111 retrofit
fitting	G53
max. watt	5 x 15W
voltage	12V
class	1
gear	not incorporated
rotation	350°
inclination	2 x 90°
length	920 mm
width	160 mm
height	153 mm

order code H15

aluminium	T42C2HAB
white	T42C2HWL
black	T42C2HZL

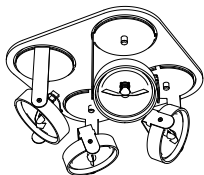
order code H40

aluminium	T42C3HAB
white	T42C3HWL
black	T42C3HZL



superdry store in rotterdam, aluminium beam interior, photo by philip braem

big bang 4 AR111 square



lamp type	AR111 retrofit
fitting	G53
max. watt	4 x 15W
voltage	12V
class	1
gear	not incorporated
rotation	350°
inclination	2 x 90°
length	350 mm
width	350 mm
height	153 mm

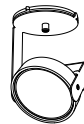
order code H15

aluminium	T43C2HAB
white	T43C2HWL
black	T43C2HZL

order code H40

aluminium	T43C3HAB
white	T43C3HWL
black	T43C3HZL

big bang 1 ES111



lamp type	ES111 retrofit*
fitting	GZ10
max. watt	15W
voltage	230V
class	2
rotation	350°
inclination	2 x 90°
length	120 mm
width	120 mm
height	150 mm

order code

aluminium	T23C2HAB
white	T23C2HWL
black	T23C2HZL

* retrofit ecolumia

big bang 1 frame H15



OPTIONAL FRAME

diameter	120 mm
height	15 mm

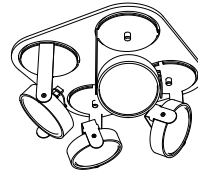
order code

aluminium	T31P7AB
white	T31P7WL
black	T31P7ZL



superdry store (antwerpen, belgium) by dm interieur, photo by philip braem

big bang 4 ES111 square




lamp type	ES111 retrofit*
fitting	GZ10
max. watt	4 x 15W
voltage	230V
class	1
rotation	350°
inclination	2 x 90°
length	350 mm
width	350 mm
height	153 mm
order code	
aluminium	T43C1HAB
white	T43C1HWL
black	T43C1HZL
* retrofit ecolumia	

big bang 2 ES111



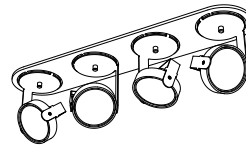
lamp type	ES111 retrofit*
fitting	GZ10
max. watt	2 x 15W
voltage	230V
class	1
rotation	350°
inclination	2 x 90°
length	350 mm
width	160 mm
height	153 mm
order code	
aluminium	T39C1HAB
white	T39C1HWL
black	T39C1HZL
* retrofit ecolumia	

big bang 3 ES111



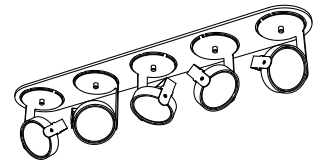
lamp type	ES111 retrofit*
fitting	GZ10
max. watt	3 x 15W
voltage	230V
class	1
rotation	350°
inclination	2 x 90°
length	540 mm
width	160 mm
height	153 mm
order code	
aluminium	T40C1HAB
white	T40C1HWL
black	T40C1HZL
* retrofit ecolumia	

big bang 4 ES111



lamp type	ES111 retrofit*
fitting	GZ10
max. watt	4 x 15W
voltage	230V
class	1
rotation	350°
inclination	2 x 90°
length	730 mm
width	160 mm
height	153 mm
order code	
aluminium	T41C1HAB
white	T41C1HWL
black	T41C1HZL
* retrofit ecolumia	

big bang 5 ES111



lamp type	ES111 retrofit*
fitting	GZ10
max. watt	5 x 15W
voltage	230V
class	1
rotation	350°
inclination	2 x 90°
length	920 mm
width	160 mm
height	153 mm
order code	
aluminium	T42C1HAB
white	T42C1HWL
black	T42C1HZL
* retrofit ecolumia	

blackjack

design by glenn marys



BLACKJACK is an elegant and minimalist table or floor lamp designed under the motto "form follows function". The lamp is available in different heights and rotates 180° on the foot. The two plate -whose shape is reminiscent of playing cards- tilt separately so that the diffused light can be projected in the desired direction.

BLACKJACK is available in black and white with G9 retrofit and cord dimmer.



private house (bruges, belgium), photo by tossB



blackjack table

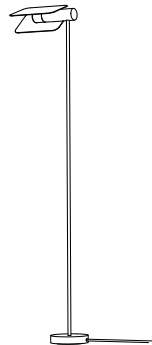


lamp type	retrofit LED
fitting	G9
max. watt	5W
voltage	230V
class	1
rotation	350°
length	230 mm
width	130 mm
height	500 mm

order code

white	T81T1HWL
black	T81T1HZL

blackjack floor



lamp type	retrofit LED
fitting	G9
max. watt	5W
voltage	230V
class	1
rotation	350°
length	230 mm
width	130 mm
height	1200 mm

order code

white	T81F1HWL
black	T81F1HZL


boomer

design by jos muller

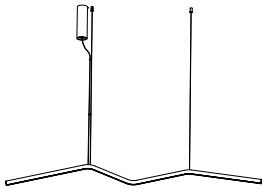


office (australia) by K2LD architecture and interiors, photo by Jeremy Wright

BOOMER's minimalistic shape looks like a frozen movement. Its wavy shape creates an elegant contrast with the architectural lines of interiors and objects. It can be hung horizontally in balance or at an angle out of balance. A group of lamps enhances the characteristic curves. BOOMER can be placed directly above a dining table, home or office workspace. The highly efficient led-light smoothly curves along with the lamp shape.



boomer



lamp type	LED
colour temp.	2400K / 2700K / 3000K
max. watt	28W
voltage	230V
lumen	1680
class	1
gear	incorporated
length	1450 mm
width	25 mm
height	120 (max. 2500) mm

order code 2400K

white	T86H2DWL
black	T86H2DZL

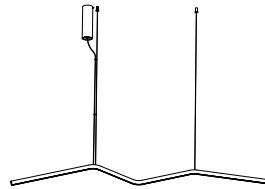
order code 2700K

white	T86H5DWL
black	T86H5DZL

order code 3000K

white	T86H1DWL
black	T86H1DZL

boomer dimmable



lamp type	LED
colour temp.	2400K / 2700K / 3000K
max. watt	28W
voltage	230V
lumen	1680
class	1
gear	incorporated (DIM 0-10V)
length	1450 mm
width	25 mm
height	120 (max. 2500) mm

order code 2400K

white	T86H2DWLD
black	T86H2DZLD

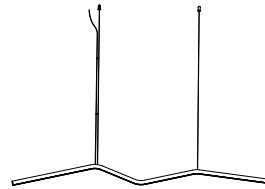
order code 2700K

white	T86H5DWLD
black	T86H5DZLD

order code 3000K

white	T86H1DWLD
black	T86H1DZLD

boomer without base & driver



lamp type	LED
colour temp.	2400K / 2700K / 3000K
max. watt	28W
voltage	24V
lumen	1680
class	2
gear	incorporated
length	1450 mm
width	25 mm
height	120 (max. 2500) mm

order code 2400K

white	T86H4DWL
black	T86H4DZL

order code 2700K

white	T86H6DWL
black	T86H6DZL

order code 3000K

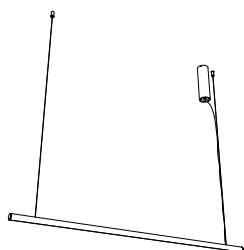
white	T86H3DWL
black	T86H3DZL

boomer line

design by jos muller



boomer line 1200



lamp type	LED
colour temp.	2700K/3000K
max. watt	24W
voltage	230V
lumen	1400
class	1
gear	incorporated
length	1200 mm
width	25 mm
height	25 (max 2500) mm

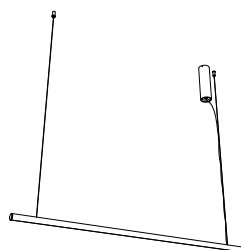
order code 2700K

white	T86H7DWL
black	T86H7DZL

order code 3000K

white	T86H8DWL
black	T86H8DZL

boomer line 1200 dim



lamp type	LED
colour temp.	2700K/3000K
max. watt	24W
voltage	230V
lumen	1400
class	1
gear	incorporated (DIM 0-10V)
length	1200 mm
width	25 mm
height	25 (max 2500) mm

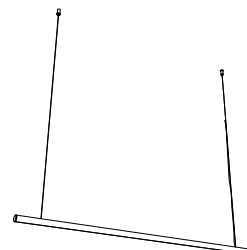
order code 2700K

white	T86H7DWLD
black	T86H7DZLD

order code 3000K

white	T86H8DWLD
black	T86H8DZLD

boomer line 1200 without base & driver



lamp type	LED
colour temp.	2700K/3000K
max. watt	24W
voltage	230V
lumen	1400
class	2
gear	not incorporated
length	1200 mm
width	25 mm
height	25 (max 2500) mm

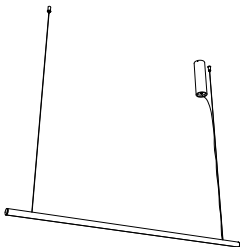
order code 2700K

white	T86H15DWL
black	T86H15DZL

order code 3000K

white	T86H24DWL
black	T86H24DZL

boomer line UP 1200



lamp type	LED
colour temp.	2700K/3000K
max. watt	24W
voltage	230V
lumen	1400
class	1
gear	incorporated
length	1200 mm
width	25 mm
height	25 (max 2500) mm

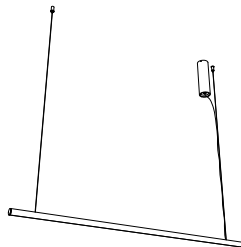
order code 2700K

white	T86H16DWL
black	T86H16DZL

order code 3000K

white	T86H17DWL
black	T86H17DZL

boomer line UP 1200 dim



lamp type	LED
colour temp.	2700K/3000K
max. watt	24W
voltage	230V
lumen	1400
class	1
gear	incorporated (DIM 0-10V)
length	1200 mm
width	25 mm
height	25 (max 2500) mm

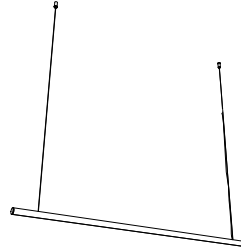
order code 2700K

white	T86H16DWLD
black	T86H16DZLD

order code 3000K

white	T86H17DWLD
black	T86H17DZLD

**boomer line UP 1200
without base & driver**



lamp type	LED
colour temp.	2700K/3000K
max. watt	24W
voltage	24V
lumen	1400
class	2
gear	not incorporated
length	1200 mm
width	25 mm
height	25 (max 2500) mm

order code 2700K

white	T86H22DWL
black	T86H22DZL

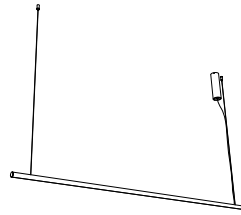
order code 3000K

white	T86H31DWL
black	T86H31DZL



project boomer line (by moon lighting)

boomer line 1800



lamp type	LED
colour temp.	2700K/3000K
max. watt	36W
voltage	230V
lumen	1920
class	1
gear	incorporated
length	1800 mm
width	25 mm
height	25 (max 2500) mm

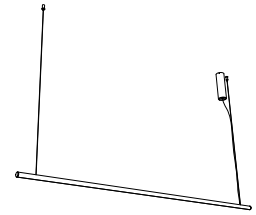
order code 2700K

white	T86H9DWL
black	T86H9DZL

order code 3000K

white	T86H10DWL
black	T86H10DZL

boomer line 1800 dim



lamp type	LED
colour temp.	2700K/3000K
max. watt	36W
voltage	230V
lumen	1920
class	1
gear	incorporated (DIM 0-10V)
length	1800 mm
width	25 mm
height	25 (max 2500) mm

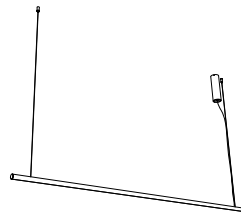
order code 2700K

white	T86H9DWLD
black	T86H9DZLD

order code 3000K

white	T86H10DWLD
black	T86H10DZLD

boomer line UP 1800



lamp type	LED
colour temp.	2700K/3000K
max. watt	36W
voltage	230V
lumen	1920
class	1
gear	incorporated
length	1800 mm
width	25 mm
height	25 (max 2500) mm

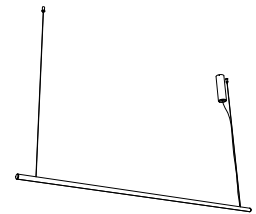
order code 2700K

white	T86H18DWL
black	T86H18DZL

order code 3000K

white	T86H19DWL
black	T86H19DZL

boomer line UP 1800 dim



lamp type	LED
colour temp.	2700K/3000K
max. watt	36W
voltage	230V
lumen	1920
class	1
gear	incorporated (DIM 0-10V)
length	1800 mm
width	25 mm
height	25 (max 2500) mm

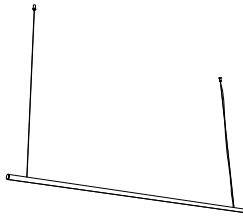
order code 2700K

white	T86H18DWLD
black	T86H18DZLD

order code 3000K

white	T86H19DWLD
black	T86H19DZLD

**boomer line 1800
without base & driver**

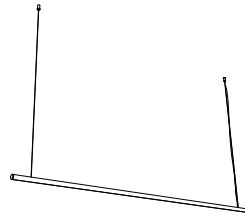


lamp type	LED
colour temp.	2700K/3000K
max. watt	36W
voltage	24V
lumen	1920
class	2
gear	not incorporated
length	1800 mm
width	25 mm
height	25 (max 2500) mm

order code 2700K	
white	T86H14DWL
black	T86H14DZL

order code 3000K	
white	T86H25DWL
black	T86H25DZL

**boomer line UP 1800
without base & driver**

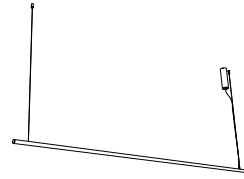


lamp type	LED
colour temp.	2700K/3000K
max. watt	36W
voltage	24V
lumen	1920
class	2
gear	not incorporated
length	1800 mm
width	25 mm
height	25 (max 2500) mm

order code 2700K	
white	T86H23DWL
black	T86H23DZL

order code 3000K	
white	T86H32DWL
black	T86H32DZL

boomer line 2400

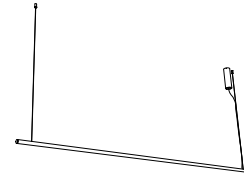


lamp type	LED
colour temp.	2700K/3000K
max. watt	48W
voltage	230V
lumen	2680
class	1
gear	incorporated
length	2400 mm
width	25 mm
height	25 (max 2500) mm

order code 2700K	
white	T86H11DWL
black	T86H11DZL

order code 3000K	
white	T86H12DWL
black	T86H12DZL

boomer line 2400 dim

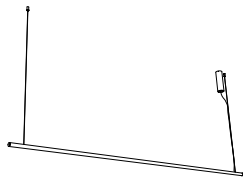


lamp type	LED
colour temp.	2700K/3000K
max. watt	48W
voltage	230V
lumen	2680
class	1
gear	incorporated (DIM 0-10V)
length	2400 mm
width	25 mm
height	25 (max 2500) mm

order code 2700K	
white	T86H11DWLD
black	T86H11DZLD

order code 3000K	
white	T86H12DWLD
black	T86H12DZLD

boomer line UP 2400

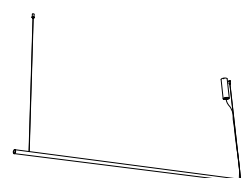


lamp type	LED
colour temp.	2700K/3000K
max. watt	48W
voltage	230V
lumen	2680
class	1
gear	incorporated
length	2400 mm
width	25 mm
height	25 (max 2500) mm

order code 2700K	
white	T86H20DWL
black	T86H20DZL

order code 3000K	
white	T86H21DWL
black	T86H21DZL

boomer line UP 2400 dim




lamp type	LED
colour temp.	2700K/3000K
max. watt	48W
voltage	230V
lumen	2680
class	1
gear	incorporated (DIM 0-10V)
length	2400 mm
width	25 mm
height	25 (max 2500) mm

order code 2700K	
white	T86H20DWLD
black	T86H20DZLD

order code 3000K	
white	T86H21DWLD
black	T86H21DZLD

**boomer line 2400
without base & driver**

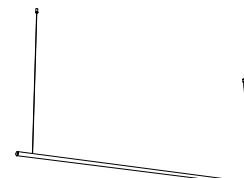


lamp type	LED
colour temp.	2700K/3000K
max. watt	48W
voltage	24V
lumen	2680
class	2
gear	not incorporated
length	2400 mm
width	25 mm
height	25 (max 2500) mm

order code 2700K	
white	T86H28DWL
black	T86H28DZL

order code 3000K	
white	T86H27DWL
black	T86H27DZL

**boomer line UP 2400
without base & driver**



lamp type	LED
colour temp.	2700K/3000K
max. watt	48W
voltage	24V
lumen	2680
class	2
gear	not incorporated
length	2400 mm
width	25 mm
height	25 (max 2500) mm

order code 2700K	
white	T86H26DWL
black	T86H26DZL

order code 3000K	
white	T86H33DWL
black	T86H33DZL

bow

design by david dolcini



Since Roman times, the 'arch' is one of the basics in architecture. It's part of our daily life (even if we don't notice it), and it expresses at the same time deepness, strength and equilibrium. BOW tries to translate the essence of the arch into a minimalistic luminaire.

Gravity and balance, combined with the arch, are the other ingredients involved in the design of this product.

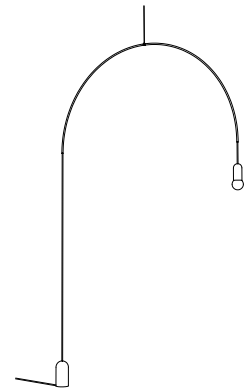
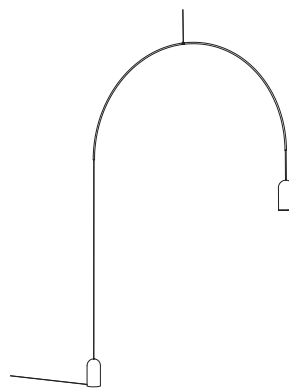
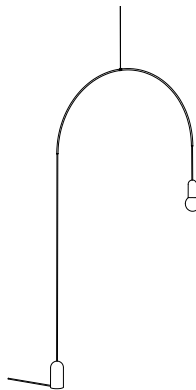
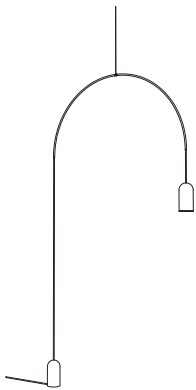
It is a small family composed by a floor/suspension lamp, and 7 different chandeliers (2, 4 or 6 bulbs).

bow floor

bow floor mini

bow XL floor

bow XL floor mini



lamp type	retrofit LED
fitting	E27
max. watt	15W
voltage	230V
class	1
diameter	1300 mm
height	800 (max 2500) mm
cup	160 x 80 mm

lamp type	retrofit LED
fitting	E27
max. watt	15W
voltage	230V
class	1
diameter	1300 mm
height	800 (max 2500) mm
cup	120 x 60 mm

lamp type	retrofit LED
fitting	E27
max. watt	15W
voltage	230V
class	1
diameter	1700 mm
height	800 (max 2500) mm
cup	160 x 80 mm

lamp type	retrofit LED
fitting	E27
max. watt	15W
voltage	230V
class	1
diameter	1700 mm
height	800 (max 2500) mm
cup	120 x 60 mm

order code	
black	T97F1IZL

order code	
black	T97F3IZL

order code	
black	T97F2IZL

order code	
black	T97F4IZL



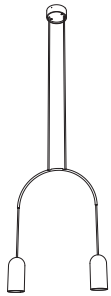


fair Interieur Kortrijk, 2018



private house by Lightlab Brugge

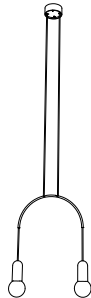
bow I S



lamp type	retrofit LED
fitting	E27
max. watt	2 x 15W
voltage	230V
class	1
diameter	480 mm
height	360 (max 2500) mm
cup	160 x 80 mm

order code	
black	T97H1IZL

bow I S mini

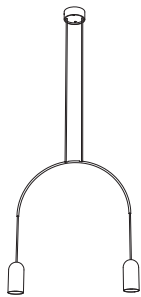


lamp type	retrofit LED
fitting	E27
max. watt	2 x 15W
voltage	230V
class	1
diameter	480 mm
height	360 (max 2500) mm
cup	120 x 60 mm

order code	
black	T97H8IZL



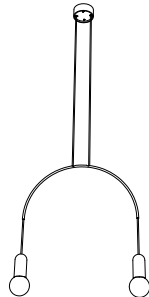
bow I M



lamp type	retrofit LED
fitting	E27
max. watt	2 x 15W
voltage	230V
class	1
diameter	680 mm
height	460 (max 2500) mm
cup	160 x 80 mm

order code	
black	T97H2IZL

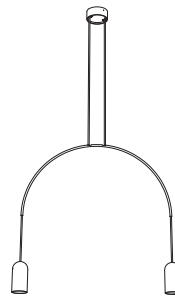
bow I M mini



lamp type	retrofit LED
fitting	E27
max. watt	2 x 15W
voltage	230V
class	1
diameter	680 mm
height	460 (max 2500) mm
cup	120 x 60 mm

order code	
black	T97H9IZL

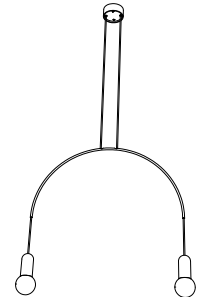
bow I L



lamp type	retrofit LED
fitting	E27
max. watt	2 x 15W
voltage	230V
class	1
diameter	880 mm
height	560 (max 2500) mm
cup	160 x 80 mm

order code	
black	T97H3IZL


bow I L mini



lamp type	retrofit LED
fitting	E27
max. watt	2 x 15W
voltage	230V
class	1
diameter	880 mm
height	560 (max 2500) mm
cup	120 x 60 mm

order code	
black	T97H10IZL

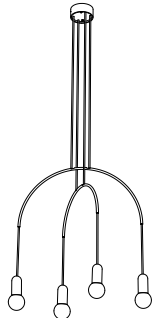
bow II S+M



lamp type	retrofit LED
fitting	E27
max. watt	4 x 15W
voltage	230V
class	1
diameter	680 mm
width	480 mm
height	460 (max 2500) mm
cup	160 x 80 mm

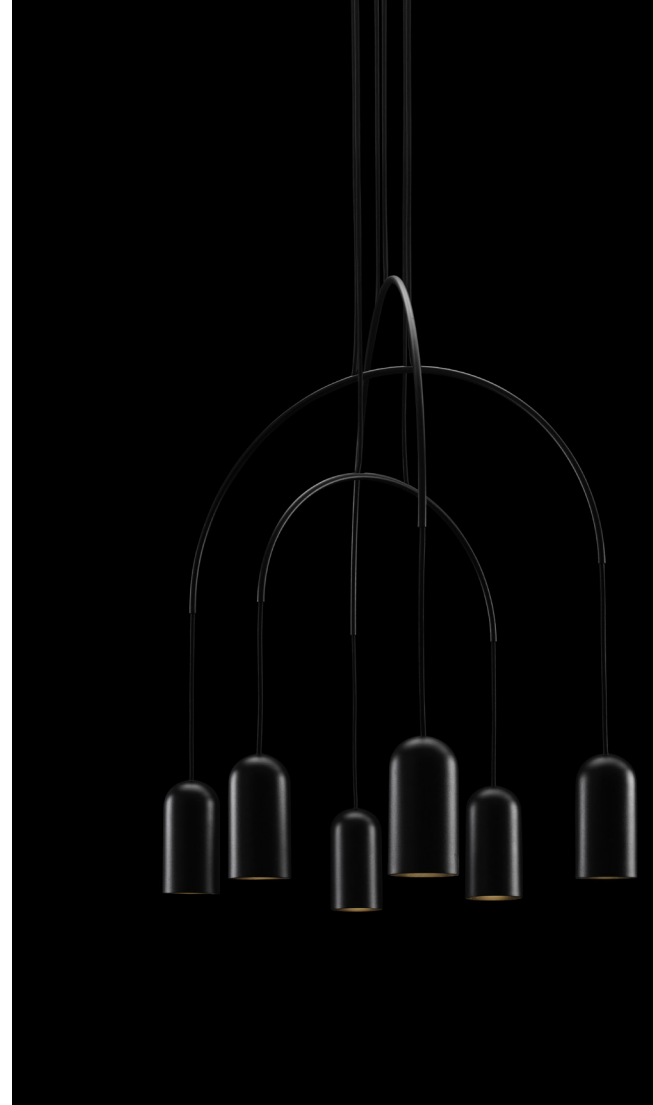
order code
black T97H4IZL

bow II S+M mini

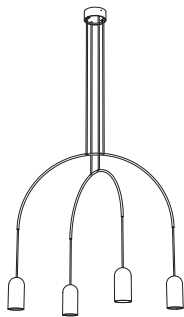


lamp type	retrofit LED
fitting	E27
max. watt	4 x 15W
voltage	230V
class	1
diameter	680 mm
width	480 mm
height	460 (max 2500) mm
cup	120 x 60 mm

order code
black T97H11IZL



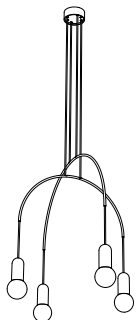
bow II M+L



lamp type	retrofit LED
fitting	E27
max. watt	4 x 15W
voltage	230V
class	1
diameter	880 mm
width	680 mm
height	560 (max 2500) mm
cup	160 x 80 mm

order code
black T97H6IZL

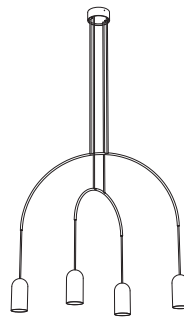
bow II M+L mini



lamp type	retrofit LED
fitting	E27
max. watt	4 x 15W
voltage	230V
class	1
diameter	880 mm
width	680 mm
height	560 (max 2500) mm
cup	120 x 60 mm

order code
black T97H13IZL

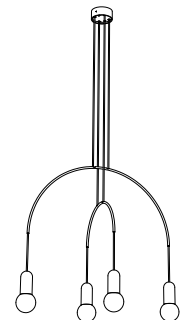
bow II L+S



lamp type	retrofit LED
fitting	E27
max. watt	4 x 15W
voltage	230V
class	1
diameter	880 mm
width	480 mm
height	560 (max 2500) mm
cup	160 x 80 mm

order code
black T97H5IZL


bow II L+S mini



lamp type	retrofit LED
fitting	E27
max. watt	4 x 15W
voltage	230V
class	1
diameter	880 mm
width	480 mm
height	560 (max 2500) mm
cup	120 x 60 mm

order code
black T97H12IZL

bow III S+M+L

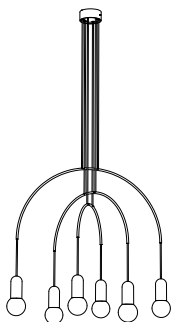


lamp type	retrofit LED
fitting	E27
max. watt	6 x 15W
voltage	230V
class	1
diameter	880 mm
width	680 mm
height	560 (max 2500) mm
cup	160 x 80 mm

order code

black **T97H7IZL**

bow III S+M+L mini



lamp type	retrofit LED
fitting	E27
max. watt	6 x 15W
voltage	230V
class	1
diameter	880 mm
width	680 mm
height	560 (max 2500) mm
cup	120 x 60 mm

order code

black **T97H14IZL**




private house by Laterna Magica (Estonia)

brace


design by alain monnens



brace wall by L.A. Licht



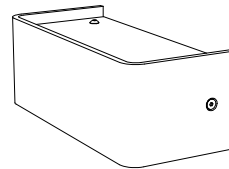
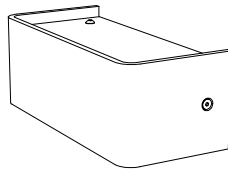
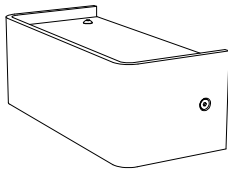
The BRACE has a neat, minimalist design, with a thick, folded aluminium plate. The BRACE looks equally good at home, in the office or in any other “professional” setting.



brace wall H

brace wall LED

brace wall LED dim



lamp type	retrofit LED
fitting	R7s (114)
max. watt	10W
voltage	230V
class	1
gear	-
length	200 mm
width	90 mm
height	75 mm

order code	
aluminium	T63A1HAB
white	T63A1HWL
black	T63A1HZL

lamp type	LED
colour temp.	2700K
max. watt	8W + 4W
voltage	230V
lumen	800 + 400
class	1
gear	incorporated
length	200 mm
width	90 mm
height	75 mm

order code	
aluminium	T63A1DAB
white	T63A1DWL
black	T63A1DZL

lamp type	LED
colour temp.	2700K
max. watt	8W + 4W
voltage	230V
lumen	800 + 400
class	1
gear	incorporated (TRIAC)
length	200 mm
width	90 mm
height	75 mm

order code	
aluminium	T63A1DABD
white	T63A1DWLD
black	T63A1DZLD

brick

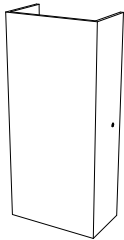
design by alain monnens



BRICK is a simple and elegant lighting fixture with an attractive “up and/or down” light. (BRICK H is only 1 light).

BRICK’s minimalist design allows it to be barely visible - in white it even seems to blend in with the wall.

brick

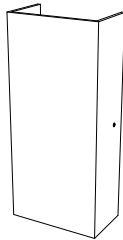


lamp type	retrofit LED
fitting	G9
max. watt	2 x 5W
voltage	230V
class	1
gear	-
length	90 mm
width	50 mm
height	200 mm

order code

aluminium	T33A1HAB
chrome	T33A1HAP
white	T33A1HWL
black	T33A1HZL

brick LED

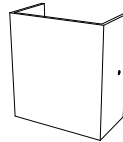


lamp type	LED
colour temp.	2700K
max. watt	6W + 6W
voltage	230V
lumen	600 + 600
class	1
gear	incorporated (TRIAC)
length	90 mm
width	50 mm
height	200 mm

order code

aluminium	T33A1DAB
chrome	T33A1DAP
white	T33A1DWL
black	T33A1DZL

brick H



lamp type	retrofit LED
fitting	G9
max. watt	5W
voltage	230V
class	1
gear	-
length	90 mm
width	50 mm
height	100 mm

order code

aluminium	T33A2HAB
chrome	T33A2HAP
white	T33A2HWL
black	T33A2HZL

private house (belgium) by lightpoint europe, photo by vicky ohnemus



bullet

design by alain monnens



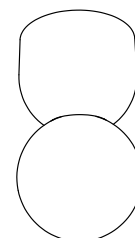
private house (roessalare, belgium) by alain monnens, photo by beeldcollectief.be



BULLET is a retrospective ceiling lamp and the perfect alternative for the incandescent light bulb. The shape of the spherical glass provides the same pleasant and warm light experience only an incandescent light bulb could give.

The BULLET owes its fluent design to the equal diameter of both the base and the glass. This ceiling lamp is also applicable as a wall lamp and is available in various colors with opal glass.

bullet



lamp type	retrofit LED
fitting	G9
max. watt	5W
voltage	230V
class	1
diameter	120 mm
height	200 mm

order code

white	T82C1HWL
black	T82C1HZL

cone

design by alain monnens



ghelamco arena meeting district, gent, belgium

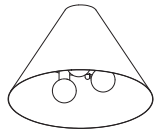


private house (slijpe, belgium) by frederik blonrock concepts

The inspiration for the CONE comes from the conical-shaped distribution of light which seems to shine directly from the ceiling. The armature is also a physical representation of this cone-like beam.

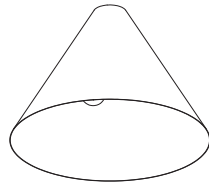
The CONE is available as ceiling or suspension lamp. The aluminium shade can be made in all available RAL colours, with the possibility to have different colours on the inside and outside of the shade cap.

cone S ceiling



lamp type	retrofit LED
fitting	E27
max. watt	3 x 15W
voltage	230V
class	1
diameter	600 mm
height	400 mm
order code	
white	T48C4IWL

cone M ceiling

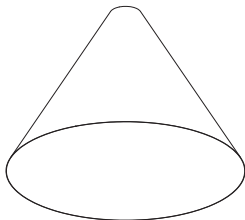


lamp type	retrofit LED
fitting	E27
max. watt	3 x 15W
voltage	230V
class	1
diameter	800 mm
height	580 mm
order code	
white	T48C3IWL



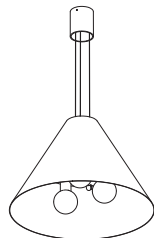
private house by alain monnens

cone L ceiling



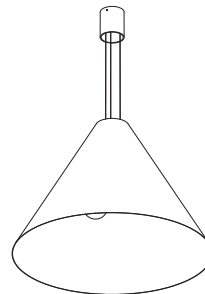
lamp type	retrofit LED
fitting	E27
max. watt	3 x 15W
voltage	230V
class	1
diameter	1000 mm
height	750 mm
order code	
white	T48C2IWL

cone S suspension



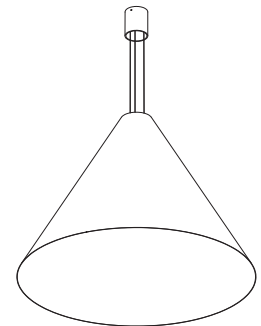
lamp type	retrofit LED
fitting	E27
max. watt	3 x 15W
voltage	230V
class	1
diameter	600 mm
height	400 (3000) mm
order code	
white	T48H4IWL

cone M suspension



lamp type	retrofit LED
fitting	E27
max. watt	3 x 15W
voltage	230V
class	1
diameter	800 mm
height	580 (3000) mm
order code	
white	T48H3IWL


cone L suspension



lamp type	retrofit LED
fitting	E27
max. watt	3 x 15W
voltage	230V
class	1
diameter	1000 mm
height	750 (3000) mm
order code	
white	T48H2IWL

conical

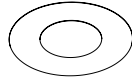
design by alain monnens



Only the name CONICAL already reveals so much about this ceiling lamp. The LED elements are discretely hidden in such a way that the light is being reflected by the conical-shaped diffuser which results in an effective but pleasant light distribution. CONICAL is available in three different sizes and is dimmable.

conical

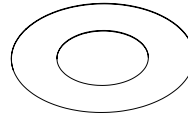
conical 50 dim



lamp type	LED
colour temp.	2700K
max. watt	5 x 4W
voltage	230V
lumen	1470
class	1
gear	incorporated (TRIAC)
diameter	500 mm
height	55 mm

order code DIM TRIAC
white **T87C1DWLDT**

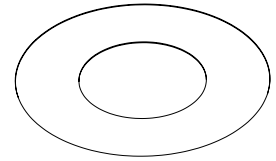
conical 70 dim



lamp type	LED
colour temp.	2700K
max. watt	7 x 4W
voltage	230V
lumen	1970
class	1
gear	incorporated (TRIAC)
diameter	700 mm
height	76 mm

order code DIM TRIAC
white **T87C2DWLDT**

conical 90 dim



lamp type	LED
colour temp.	2700K
max. watt	9 x 4W
voltage	230V
lumen	2737
class	1
gear	incorporated (TRIAC)
diameter	900 mm
height	98 mm


order code DIM TRIAC
white **T87C3DWLDT**



crane

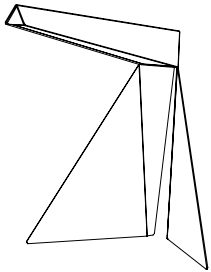
design by alain monnens

The CRANE is a desk luminaire, striking a balance between functionality and style. The design originates from exploring the most interesting and useful form out of 1 single folded plate, just like an origami crane bird. The foot has been folded into a straight angle so that the loss of work space is minimized. Therefore the CRANE is excellent to place on the corner of your desk.





crane



lamp type	LED
colour temp.	3000K
max. watt	8W
voltage	230V
lumen	1120
class	1
gear	incorporated
length	610 mm
width	405 mm
height	520 mm

order code

white	T76T1DWL
black	T76T1DZL

dice

design by bart van houcke

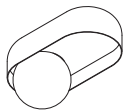
A playful collection consisting of glass opal white spheres and an aluminium housing. Because of the different lengths of the housing, you can play with the numbers of spheres. It gives you a freedom of making a nice composition for each room. Available in white and black. The DICE can be used as a ceiling, wall or hanging fixture.

Be creative and just roll the dice to take a chance.



private house by studio achoo

dice surface S-1

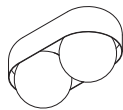


lamp type	LED (DIM TRIAC)
colour temp.	2700K
max. watt	8W
voltage	230V
lumen	600
class	1
length	230 mm
width	120 mm
height	130 mm

order code

white	T105C1DWL
black	T105C1DZL

dice surface S-2

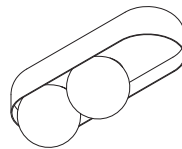


lamp type	LED (DIM TRIAC)
colour temp.	2700K
max. watt	2x8W
voltage	230V
lumen	2 x 600
class	1
length	230 mm
width	120 mm
height	130 mm

order code

white	T105C2DWL
black	T105C2DZL

dice surface M-2

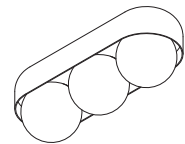


lamp type	LED (DIM TRIAC)
colour temp.	2700K
max. watt	2x8W
voltage	230V
lumen	2 x 600
class	1
length	340 mm
width	120 mm
height	130 mm

order code

white	T105C3DWL
black	T105C3DZL


dice surface M-3



lamp type	LED (DIM TRIAC)
colour temp.	2700K
max. watt	3x8W
voltage	230V
lumen	3 x 600
class	1
length	340 mm
width	120 mm
height	130 mm

order code

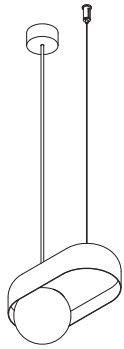
white	T105C4DWL
black	T105C4DZL





private house by studio achoo

dice suspension S-1

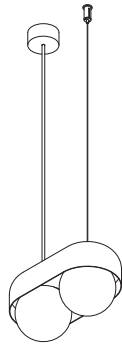


lamp type	LED (DIM TRIAC)
colour temp.	2700K
max. watt	8W
voltage	230V
lumen	600
class	1
length	230 mm
width	120 mm
height	130 (max 2500) mm

order code

white	T105H1DWL
black	T105H1DZL

dice suspension S-2

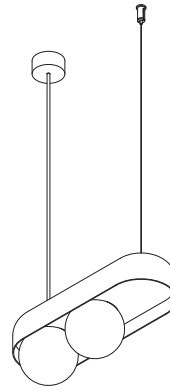


lamp type	LED (DIM TRIAC)
colour temp.	2700K
max. watt	2x8W
voltage	230V
lumen	2 x 600
class	1
length	230 mm
width	120 mm
height	130 (max 2500) mm

order code

white	T105H2DWL
black	T105H2DZL

dice suspension M-2

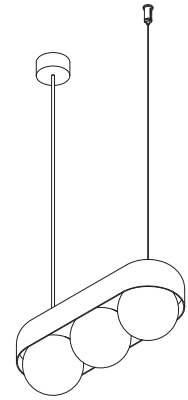


lamp type	LED (DIM TRIAC)
colour temp.	2700K
max. watt	2x8W
voltage	230V
lumen	2 x 600
class	1
length	340 mm
width	120 mm
height	130 (max 2500) mm

order code

white	T105H3DWL
black	T105H3DZL

dice suspension M-3



lamp type	LED (DIM TRIAC)
colour temp.	2700K
max. watt	3x8W
voltage	230V
lumen	3 x 600
class	1
length	340 mm
width	120 mm
height	130 (max 2500) mm

order code

white	T105H4DWL
black	T105H4DZL



private house by studio achoo

disk

design by jean-françois d'or



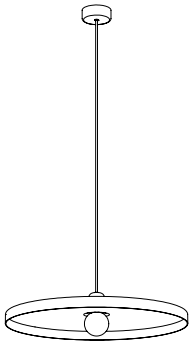
the student hotel (amsterdam, the netherlands) by ...staat creative agency, photo by kasia gathowska



A large saucer of golden light, gently diffusing throughout your room, like the shimmering sound of a gong. As a hanging lamp above a table, the DISK creates a warm and intimate atmosphere, almost as if you were sitting in a secluded alcove. By adjusting the height of the DISK above the floor, you can vary the overall strength of the lighting. Brilliant rays of bright light will flood over all your interior surfaces. The DISK can also be used as a wall or ceiling lamp.



disk suspension



lamp type	A60
fitting	E27
max. watt	15W
voltage	230V
class	1
diameter	600 mm
height	105 (max 2500) mm

order code	
white	T66H1IWLWL

disk mini suspension



lamp type	A60
fitting	E27
max. watt	15W
voltage	230V
class	1
diameter	350 mm
height	105 (max 2500) mm

order code	
white	T66H2IWLWL

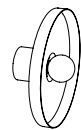
disk wall/ceiling



lamp type	A60
fitting	E27
max. watt	15W
voltage	230V
class	1
diameter	600 mm
height	135 mm

order code	
white	T66A1IWLWL

disk mini wall/ceiling




lamp type	A60
fitting	E27
max. watt	15W
voltage	230V
class	1
diameter	350 mm
height	135 mm

order code	
white	T66A2IWLWL

dot

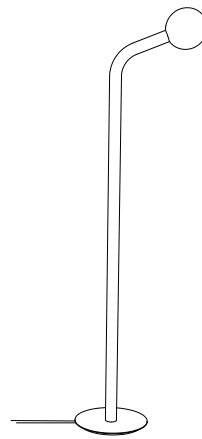
design by sylvain willenz





The DOT series is a collection of lamps, which all share a distinctive and simple feature. Each lamp consists of a bent tube, ending with a white opal glass sphere. The result, whether table lamp or floor lamp, stands out, thanks to its minimal and graphic identity.

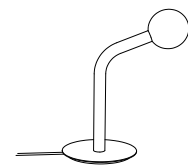
dot floor



lamp type	retrofit LED
fitting	G9
max. watt	5W
voltage	230V
class	1
length	230 mm
width	380 mm
height	1300 mm

order code	
white	T93F1HWL
black	T93F1HZL

dot table



lamp type	retrofit LED
fitting	G9
max. watt	5W
voltage	230V
class	1
length	230 mm
width	380 mm
height	450 mm

order code	
white	T93T1HWL
black	T93T1HZL

float

design by glenn marys



FLOAT is a ceiling mounted system that provides a pleasant indirect lighting. The vertical structure is reminiscent of classical columns and is available in different lengths.

The powder coated round disk that functions as a diffuser is available in different diameters and floats between the vertical rods. The position of the disk can easily be adjusted to create different lighting effects and different variations in the design. The dim to warm LED module is hidden inside the cooling volume and the electrical cable is discretely placed so that the design exists of 2 shapes only; a cylindrical structure and a disk.

FLOAT's shapes are timeless, pure and minimal and therefore FLOAT is easily applicable, single or combined, in various environments.



float S



lamp type	LED (DIM TO WARM)
colour temp.	2200K ~ 2850K
max. watt	10W
voltage	230V
lumen	1385
class	1
gear	incorporated (TRIAC)
height	297 mm
diameter	160 mm

order code	
white	T106H1DWL
black	T106H1DZL

float M



lamp type	LED (DIM TO WARM)
colour temp.	2200K ~ 2850K
max. watt	10W
voltage	230V
lumen	1385
class	1
gear	incorporated (TRIAC)
height	550 mm
diameter	160 mm

order code	
white	T106H2DWL
black	T106H2DZL

float L



lamp type	LED (DIM TO WARM)
colour temp.	2200K ~ 2850K
max. watt	10W
voltage	230V
lumen	1385
class	1
gear	incorporated (TRIAC)
height	800 mm
diameter	160 mm

order code	
white	T106H3DWL
black	T106H3DZL


float XL



lamp type	LED (DIM TO WARM)
colour temp.	2200K ~ 2850K
max. watt	10W
voltage	230V
lumen	1385
class	1
gear	incorporated (TRIAC)
height	1050 mm
diameter	160 mm

order code	
white	T106H4DWL
black	T106H4DZL

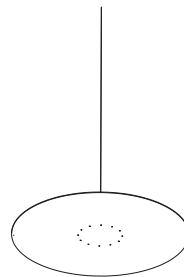
float disk 400



diameter	400 mm
----------	---------------

order code	
white	T106P1WL

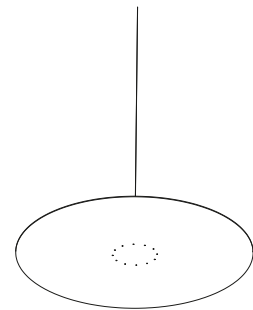
float disk 600



diameter	600 mm
----------	---------------

order code	
white	T106P2WL

float disk 800



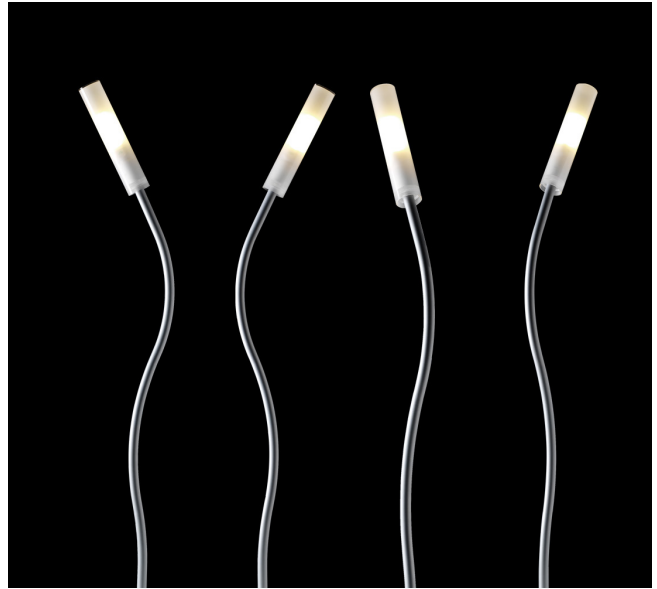
diameter	800 mm
----------	---------------

order code	
white	T106P3WL



flower

design by alain monnens



Slim, playful, organic, frivolous: all terms which can perfectly be applied to this new and stylish outdoor lighting system. The elegantly curved form of the mounting bar looks as though it might have been shaped by nature itself, whilst the wind whistles around the armature as though it was designed with only this in mind!

The system is easy to integrate into shrub and plant borders, but is equally graceful sited at the edge of your lawn. The FLOWER is available with a pin or fixed base.



flower pin



lamp type	retrofit LED
fitting	E27
max. watt	15W
voltage	230V
class	2
IP	56
diameter	60/25 mm
height	1600 mm

order code

white	T45F1FWL
black	T45F1FZL

flower fixed



lamp type	retrofit LED
fitting	E27
max. watt	15W
voltage	230V
class	2
IP	56
diameter	60/25 mm
height	1350 mm

order code

white	T45F2FWL
black	T45F2FZL

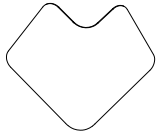
fly

design by peter van de water



FLY is a contemporary design LED wall lamp. Its V-shaped design has a light and playful appearance, like a bird flying in the air. FLY is available in two sizes and various colours. When several fixtures are combined on a wall, it creates a playful but cosy effect on your wall.

fly

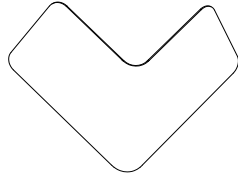


lamp type	LED (DIM TRIAC)
colour temp.	2700K
max. watt	6W
lumen	600
voltage	230V
class	1
gear	-
length	180 mm
width	150 mm
height	50 mm

order code

white	T88A1DWL
black	T88A1DZL


fly big



lamp type	LED (DIM TRIAC)
colour temp.	2700K
max. watt	6W
lumen	600
voltage	230V
class	1
gear	-
length	265 mm
width	180 mm
height	75 mm

order code

white	T88A2DWL
black	T88A2DZL



groove

design by alain monnens

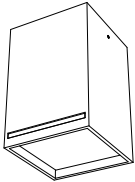


Of all the models in the collection, the GROOVE perhaps comes closest to the famous design concept that “less is more”. The GROOVE is the ultimate tribute to the “no-nonsense” approach. No screws, clamps or bolts, except where absolutely unavoidable.

The glass is slid into the mounting in an original – but easy to operate – manner. The GROOVE is highly practical, but with two light slits in the side panels as a fun “extra” feature.



groove 100x100 E27

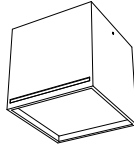


lamp type	A60
fitting	E27
max. watt	15W
voltage	230V
class	1
gear	-
length	100 mm
width	100 mm
height	150 mm

order code

aluminium	T51C08IAB
chrome	T51C08IAP
white	T51C08IWL
black	T51C08IZL

groove 150x150 E27



lamp type	A60
fitting	E27
max. watt	15W
voltage	230V
class	1
gear	-
length	150 mm
width	150 mm
height	150 mm

order code

aluminium	T51C15IAB
chrome	T51C15IAP
white	T51C15IWL
black	T51C15IZL

hat

design by alain monnens



At first glance, the HAT appears to be a classic-style floor lamp—but it is much more than that! The elegant one-piece base supports a supremely functional shade. Because of the original manner in which this shade is mounted, it can easily be swivelled into a new position, turning your ‘downlighter’ into an ‘uplighter’. Both the shade and the base are offered in two different colours, which can be freely combined with each other.



loft (roeselare, belgium) by alain monnens

hat



lamp type	A60
fitting	E27
max. watt	15W
voltage	230V
class	1
diameter	725 mm
height	1950 mm

order code shade

white	TS65W
black	TS65B

order code base

white	T65F1IWL
black	T65F1IZL



hoola

design by jos muller

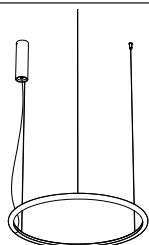


With its very light and minimal design HOOLA creates an archetypical light circle. The soft light is directed upwards and downwards while its highly efficient led-light curves along with the lamp shape.

HOOLA is available in 60, 100 and 140cm diameter. HOOLA will be a real eyecatcher when different diameters are combined. It can be arranged in horizontal, angled or even vertical positions. The lamps can be placed close to a ceiling in free open spaces.



hoola 60



lamp type	LED
colour temp.	2400K / 2700K / 3000K
max. watt	36W
voltage	230V
lumen	2120
class	1
gear	incorporated
diameter	600 mm
height	25 (max 2500) mm

order code 2400K

white	T92H3DWL
black	T92H3DZL

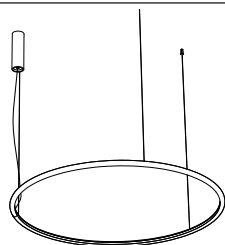
order code 2700K

white	T92H9DWL
black	T92H9DZL

order code 3000K

white	T92H1DWL
black	T92H1DZL

hoola 100



lamp type	LED
colour temp.	2400K / 2700K / 3000K
max. watt	60W
voltage	230V
lumen	3540
class	1
gear	incorporated
diameter	1000 mm
height	25 (max 2500) mm

order code 2400K

white	T92H4DWL
black	T92H4DZL

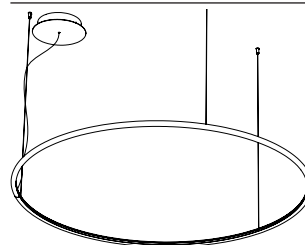
order code 2700K

white	T92H10DWL
black	T92H10DZL

order code 3000K

white	T92H2DWL
black	T92H2DZL

hoola 140



lamp type	LED
colour temp.	2400K / 2700K / 3000K
max. watt	90W
voltage	230V
lumen	4950
class	1
gear	incorporated
diameter	1400 mm
height	25 (max 2500) mm

order code 2400K

white	T92H17DWL
black	T92H17DZL

order code 2700K

white	T92H14DWL
black	T92H14DZL

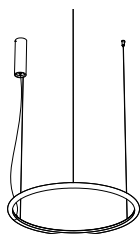
order code 3000K

white	T92H13DWL
black	T92H13DZL



LCL (Diegem, Belgium) by Verlichting.be

hoola 60 dim



lamp type	LED
colour temp.	2400K / 2700K / 3000K
max. watt	36W
voltage	230V
lumen	2120
class	1
gear	incorporated (DIM 0-10V)
diameter	600 mm
height	25 (max 2500) mm

order code 2400K

white	T92H3DWLD
black	T92H3DZLD

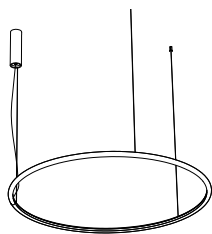
order code 2700K

white	T92H9DWLD
black	T92H9DZLD

order code 3000K

white	T92H1DWLD
black	T92H1DZLD

hoola 100 dim



lamp type	LED
colour temp.	2400K / 2700K / 3000K
max. watt	60W
voltage	230V
lumen	3540
class	1
gear	incorporated (DIM 0-10V)
diameter	1000 mm
height	25 (max 2500) mm

order code 2400K

white	T92H4DWLD
black	T92H4DZLD

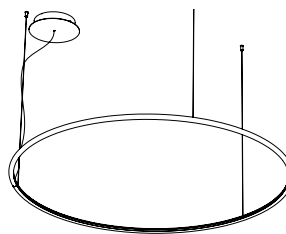
order code 2700K

white	T92H10DWLD
black	T92H10DZLD

order code 3000K

white	T92H2DWLD
black	T92H2DZLD

hoola 140 dim



lamp type	LED
colour temp.	2400K / 2700K / 3000K
max. watt	90W
voltage	230V
lumen	4950
class	1
gear	incorporated (DIM 0-10V)
diameter	1400 mm
height	25 (max 2500) mm

order code 2400K

white	T92H17DWLD
black	T92H17DZLD

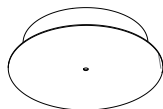
order code 2700K

white	T92H14DWLD
black	T92H14DZLD

order code 3000K

white	T92H13DWLD
black	T92H13DZLD

hoola driver & driver box S



order code drivers not dimmable

60W	MW60
100W	MW90

order code drivers 0-10V

40W	MW40DIM
60W	MW60DIM
90W	MW90DIM

driver box S

diameter	270 mm
height	55 mm

order code

white	TP36PWL
black	TP36PZL

hoola driver & driver box L



order code drivers not dimmable

60W	MW60
100W	MW90

order code drivers 0-10V

40W	MW40DIM
60W	MW60DIM
90W	MW90DIM
120W	MW120DIM

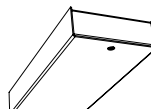
driver box L

diameter	400 mm
height	55 mm

order code

white	TP37PWL
black	TP37PZL

hoola driver box rectangular



order code drivers not dimmable

60W	MW60
100W	MW90

order code drivers 0-10V

40W	MW40DIM
60W	MW60DIM
90W	MW90DIM
120W	MW120DIM

driver box rectangular

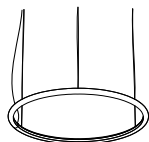
height	40 mm
length	300 mm
width	70 mm

order code

white	T51LWL
black	T51LZL



hoola 60
without base & driver



lamp type	LED
colour temp.	2400K / 2700K / 3000K
max. watt	36W
voltage	24V
lumen	2120
class	2
gear	not incorporated
diameter	600 mm
height	25 (max 2500) mm

order code 2400K

white	T92H7DWL
black	T92H7DZL

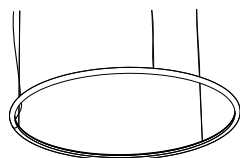
order code 2700K

white	T92H11DWL
black	T92H11DZL

order code 3000K

white	T92H5DWL
black	T92H5DZL

hoola 100
without base & driver



lamp type	LED
colour temp.	2400K / 2700K / 3000K
max. watt	60W
voltage	24V
lumen	3540
class	2
gear	not incorporated
diameter	1000 mm
height	25 (max 2500) mm

order code 2400K

white	T92H8DWL
black	T92H8DZL

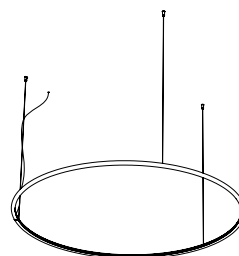
order code 2700K

white	T92H12DWL
black	T92H12DZL

order code 3000K

white	T92H6DWL
black	T92H6DZL

hoola 140
without base & driver



lamp type	LED
colour temp.	2400K / 2700K / 3000K
max. watt	90W
voltage	24V
lumen	4950
class	2
gear	not incorporated
diameter	1400 mm
height	25 (max 2500) mm

order code 2400K

white	T92H18DWL
black	T92H18DZL

order code 2700K

white	T92H16DWL
black	T92H16DZL

order code 3000K

white	T92H15DWL
black	T92H15DZL



hoop

design by tossB



ice cream damass (ant. Belgium) by lightpoint europe photo by beeldcollectief.be

HOOP is a LED luminaire that stands out by its monumental and architectural design. The technologies that are used are adapted to the simplicity of the ring-shaped luminaire. A flexible LED strip is mounted invisibly inside the steel ring creating a diffuse and soft illumination.

HOOP is a real eye catcher that functions -in its highest capacity- as general lighting as well. HOOP is finished in a matte white paint.



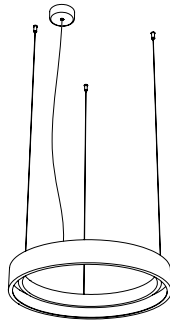
xcoor (kortrijk, belgium) by surplus, photo by be.dcollectief.be

hoop



notarishuis bruggeby lichtvorm labbeke

hoop 600 suspension

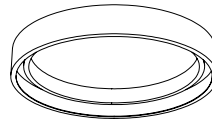


voltage	230V
lumen	2520 (24W) / 3960 (36W)
class	1
gear	incorporated
diameter	600 mm
height	90 (max 2500) mm
finishing	white painted

order code

3000K 24W	T78H6DWL
3000K 36W	T78H10DWL
* dimmable on request	
** 2700K on request	

hoop 600 ceiling

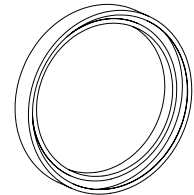


voltage	230V
lumen	2520 (24W) / 3960 (36W)
class	1
gear	incorporated
diameter	600 mm
height	90 mm
finishing	white painted

order code

3000K 24W	T78C6DWL
3000K 36W	T78C10DWL
* dimmable on request	
** 2700K on request	


hoop 600 wall



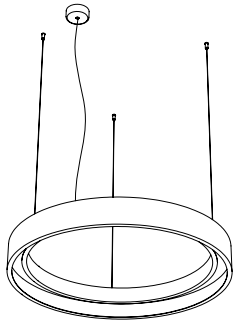
voltage	230V
lumen	2520 (24W) / 3960 (36W)
class	1
gear	incorporated
diameter	600 mm
height	90 mm
finishing	white painted

order code

3000K 24W	T78A6DWL
3000K 36W	T78A10DWL
* dimmable on request	
** 2700K on request	



hoop 950 suspension

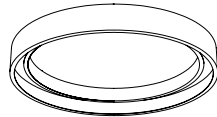


voltage	230V
lumen	2160 (22W) 4280 (40W) 6600 (60W)
class	1
gear	incorporated
diameter	950 mm
height	120 (max 2500) mm
finishing	white painted

order code

3000K 22W	T78H1DWL
3000K 40W	T78H2DWL
3000K 60W	T78H3DWL
* dimmable on request	
** 2700K on request	

hoop 950 ceiling

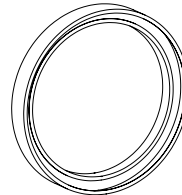


voltage	230V
lumen	2160 (22W) 4280 (40W) 6600 (60W)
class	1
gear	incorporated
diameter	950 mm
height	120
finishing	white painted

order code

3000K 22W	T78C1DWL
3000K 40W	T78C2DWL
3000K 60W	T78C3DWL
* dimmable on request	
** 2700K on request	

hoop 950 wall




voltage	230V
lumen	2160 (22W) 4280 (40W) 6600 (60W)
class	1
gear	incorporated
diameter	950 mm
height	120
finishing	white painted

order code

3000K 22W	T78A1DWL
3000K 40W	T78A2DWL
3000K 60W	T78A3DWL
* dimmable on request	
** 2700K on request	

mob

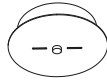
design by glenn marys



Each MOBI has 2 circular LED sources that are connected with a thin tube and is balanced by 2 cables. Every LED cylinder is rotatable and makes it easy to control and direct the light wherever necessary. At the basis of the design of MOBI are a highly functional, dim to warm LED module and optimal light diffusion through precisely calculated optical diffusors.

MOBI can be used as a single or double installation to create a graphic and minimalistic character, but combined together they will transform into an eye-catching chandelier. Its simple and timeless shapes make MOBI adaptable for all spaces.

mobi 1 base

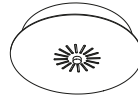


voltage	230V
gear	incorporated (TRIAC)
class	1
diameter	170 mm
height	42 mm

order code

white	T101H1DWL
black	T101H1DZL

mobi 2 base

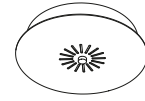


voltage	230V
gear	incorporated (TRIAC)
class	1
diameter	240 mm
height	42 mm

order code

white	T101H2DWL
black	T101H2DZL

mobi 3 base



voltage	230V
gear	incorporated (TRIAC)
class	1
diameter	240 mm
height	42 mm

order code

white	T101H3DWL
black	T101H3DZL

mobi S arm

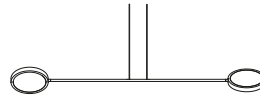


lamp type	LED (DIM TO WARM)
colour temp.	2200K ~ 2850K
max. watt	2x10W
voltage	350mA
lumen	2 x 1385
gear	not incorporated
length	960 mm
diameter	170 mm LED

order code

white	T101P1DWL
black	T101P1DZL

mobi M arm



lamp type	LED (DIM TO WARM)
colour temp.	2200K ~ 2850K
max. watt	2x10W
voltage	350mA
lumen	2 x 1385
gear	not incorporated
length	1160 mm
diameter	170 mm LED

order code

white	T101P2DWL
black	T101P2DZL

mobi L arm



lamp type	LED (DIM TO WARM)
colour temp.	2200K ~ 2850K
max. watt	2x10W
voltage	350mA
lumen	2 x 1385
gear	not incorporated
length	1360 mm
diameter	170 mm LED

order code

white	T101P3DWL
black	T101P3DZL



private house / (copenhagen, denmark) by norm architects, photo by norm architects.

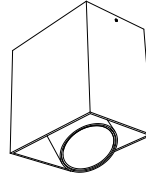


nero

design by david dolcini

NERO is a LED adjustable (track) spotlight where the light comes out from a dark box. Extremely minimal in its design, NERO is functional and versatile, suitable to be used in contract projects as well as in domestic interiors.

nero ceiling

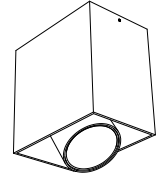


lamp type	LED
colour temp.	2700K
wattage	13W
voltage	230V
lumen	1310
class	1
gear	incorporated (TRIAC)
rotation	350°
inclination	35°
length	150 mm
width	100 mm
height	100 mm

order code

white/black	T89C1DWL
black/black	T89C1DZL

nero track



lamp type	LED
colour temp.	2700K
wattage	13W
voltage	230V
lumen	1310
class	1
gear	incorporated
rotation	350°
inclination	35°
length	150 mm
width	100 mm
height	150 mm

order code

white/black	T89R1DWL
black/black	T89R1DZL



hille nv (zeebrugge, belgium) photo by tossB

private house (sint-martens-latem, belgium) by lightpoint europe - photo by celine de gussem



nis

design by michel vyvey

NIS is like a three-dimensional painting; it emits a very special and powerful light. It evokes deep emotions, just like a work of art does. Yet NIS is a complete and highly efficient lighting fixture.

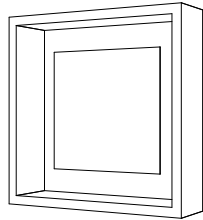
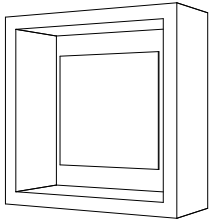




panos (brügge, belgium) by cebeo brugge, photo by wicky ohnernus

nis 60 surface mounted

nis 160 surface mounted



lamp type	retrofit LED
fitting	R7s (74.9)
max watt.	5W
voltage	230V
class	1
gear	-
length	260 mm
width	260 mm
height	102 mm

order code

white	T26A1HWL
-------	-----------------

lamp type	retrofit LED
fitting	G9
max watt.	4 x 5W
voltage	230V
class	1
gear	-
length	380 mm
width	380 mm
height	102 mm

order code

white	T26A3HWL
-------	-----------------

reach

design by jos muller



private house (knokke, belgium) photo by beeldcollectief.be

The highly positioned spotlight of this elegant floorlamp offers a wide area of lighting. REACH can easily be placed in both residential and professional environments where a functional lighting is needed or just to create a comfortable atmosphere. Of course REACH can be delivered in various heights, complete with an integrated cord dimmer that always allows you to set the right lighting intensity needed.



reach 160 floor



lamp type	retrofit LED
fitting	GU10
max. watt	10W
voltage	230V
class	1
gear	cord dimmer
width	250 mm
height	1600 mm

order code	
white	T103F1HWL
black	T103F1HZL

reach 200 floor



lamp type	retrofit LED
fitting	GU10
max. watt	10W
voltage	230V
class	1
gear	cord dimmer
width	250 mm
height	2000 mm

order code	
white	T103F2HWL
black	T103F2HZL

reach 240 floor



lamp type	retrofit LED
fitting	GU10
max. watt	10W
voltage	230V
class	1
gear	cord dimmer
width	250 mm
height	2400 mm

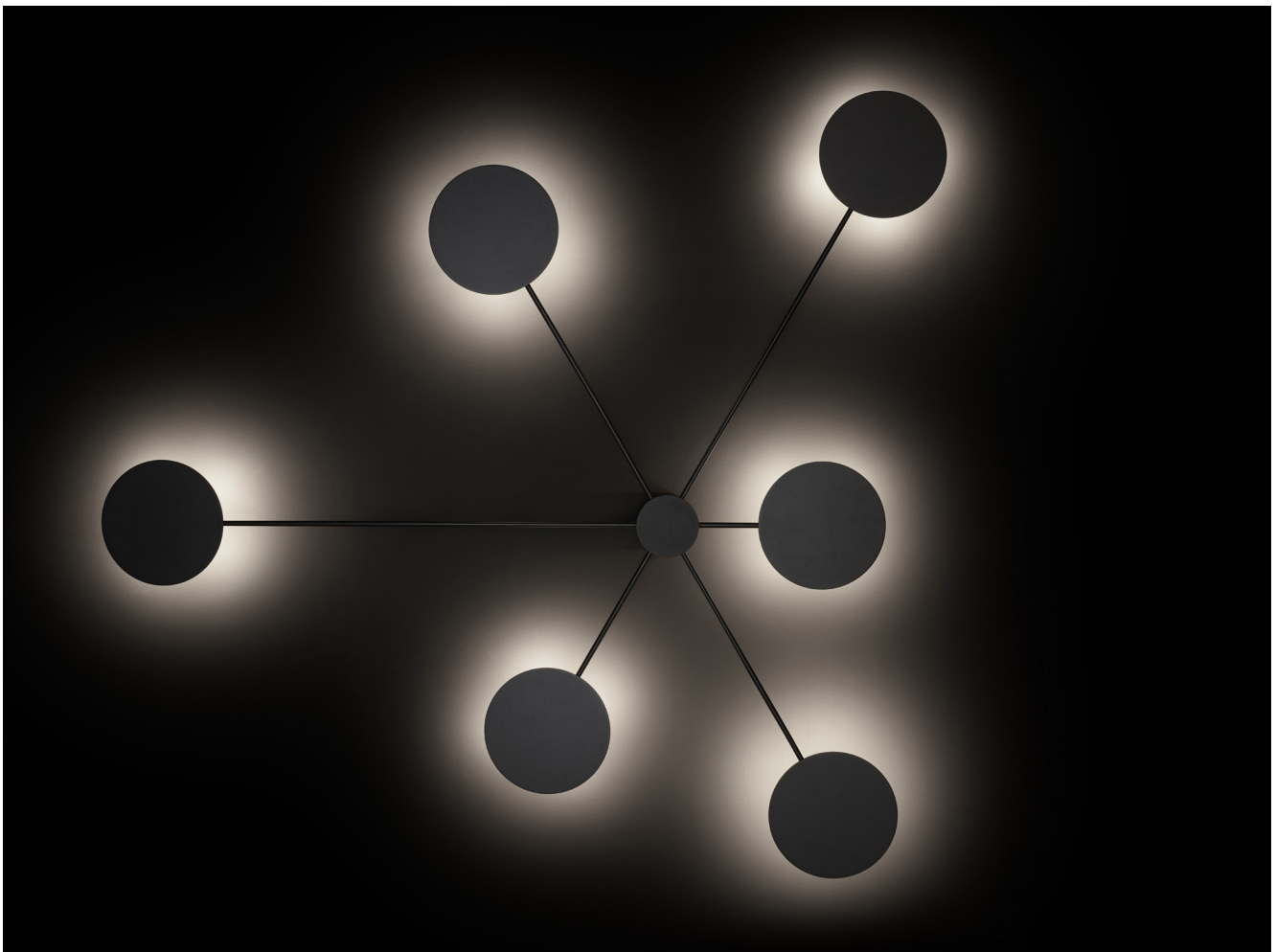
order code	
white	T103F3HWL
black	T103F3HZL



round control

design by glenn marys

ROUND CONTROL is designed as a ceiling- and wall surface mounted system. During the installation, it can be adapted to any architectural concept due to countless variations in the design. The graphic character of the minimalistic design reveals its functions very honestly. ROUND CONTROL is devised for lighting rooms in commercial areas, board rooms and lounge areas as well as residential rooms. The indirect lighting – with high power LED modules - creates a soft and comfortable atmosphere when dimmed and provides a functional lighting at full power.

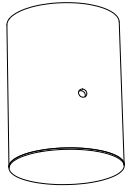






by smart interior studio

round control 1/2/3 base



voltage	230V
gear	incorporated (TRIAC)
class	1
diameter	120 mm
height	160 mm

order code base 1

white	T100H1DWL
black	T100H1DZL

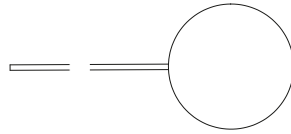
order code base 2

white	T100H2DWL
black	T100H2DZL

order code base 3

white	T100H3DWL
black	T100H3DZL

round control arm 1

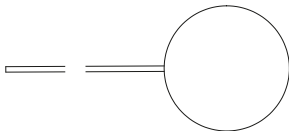


lamp type	LED
colour temp.	2700K
max. watt	13W
voltage	350mA
lumen	1546
gear	not incorporated
class	1
length	370 mm
width	230 mm

order code

white	T100P1DWL
black	T100P1DZL

round control arm 2

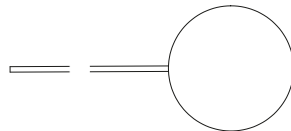


lamp type	LED
colour temp.	2700K
max. watt	13W
voltage	350mA
lumen	1546
gear	not incorporated
length	510 mm
width	230 mm

order code

white	T100P2DWL
black	T100P2DZL

round control arm 3

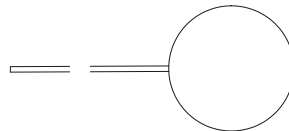


lamp type	LED
colour temp.	2700K
max. watt	13W
voltage	350mA
lumen	1546
gear	not incorporated
length	660 mm
width	230 mm

order code

white	T100P3DWL
black	T100P3DZL

round control arm 4

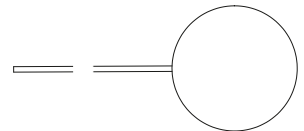


lamp type	LED
colour temp.	2700K
max. watt	13W
voltage	350mA
lumen	1546
gear	not incorporated
length	810 mm
width	230 mm

order code

white	T100P4DWL
black	T100P4DZL


round control arm 5



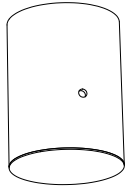
lamp type	LED
colour temp.	2700K
max. watt	13W
voltage	350mA
lumen	1546
gear	not incorporated
length	960 mm
width	230 mm

order code

white	T100P5DWL
black	T100P5DZL



round control mini 1/2/3 base



voltage	230V
class	1
diameter	80 mm
height	100 mm

order code base 1

white	T100H4DWL
black	T100H4DZL

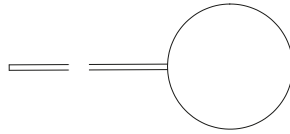
order code base 2

white	T100H5DWL
black	T100H5DZL

order code base 3

white	T100H6DWL
black	T100H6DZL

round control mini arm 1

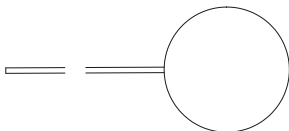


lamp type	LED (TRIAC)
colour temp.	2700K
max. watt	6W
voltage	230V
lumen	600
length	250 mm
width	130 mm

order code

white	T100P7DWL
black	T100P7DZL

round control mini arm 2

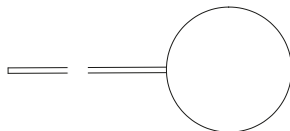


lamp type	LED (TRIAC)
colour temp.	2700K
max. watt	6W
voltage	230V
lumen	600
length	350 mm
width	130 mm

order code

white	T100P8DWL
black	T100P8DZL

round control mini arm 3

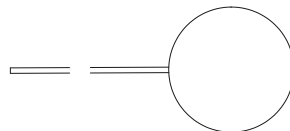


lamp type	LED (TRIAC)
colour temp.	2700K
max. watt	6W
voltage	230V
lumen	600
length	450 mm
width	130 mm

order code

white	T100P9DWL
black	T100P9DZL

round control mini arm 4

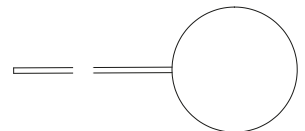


lamp type	LED (TRIAC)
colour temp.	2700K
max. watt	6W
voltage	230V
lumen	600
length	550 mm
width	130 mm

order code

white	T100P10DWL
black	T100P10DZL

round control mini arm 5



lamp type	LED (TRIAC)
colour temp.	2700K
max. watt	6W
voltage	230V
lumen	600
length	650 mm
width	130 mm

order code

white	T100P11DWL
black	T100P11DZL

rozetta

design by alain monnens



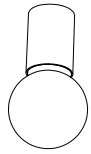


A sober design, with just the right dimensions and a wide range of possibilities. The E27 fitting allows you a free choice of light source. The most popular option is the globe lamp, but the ROZETTA works equally well with Par lamps, filling your space with stylish light at a reasonable price.



loft (roeselare, belgium) by alain monnens photo by philip braem

rozetta S

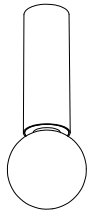


lamp type	A60
fitting	E27
max. watt	15W
voltage	230V
class	1
diameter	50 mm
height	85 mm

order code

chrome	T52C1IAP
gold	T52C1IAD
white	T52C1IWL
black	T52C1IZL

rozetta M




lamp type	A60
fitting	E27
max. watt	15W
voltage	230V
class	1
diameter	50 mm
height	170 mm

order code

chrome	T52C2IAP
gold	T52C2IAD
white	T52C2IWL
black	T52C2IZL

rozetta L

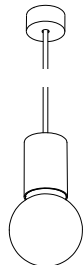


lamp type	A60
fitting	E27
max. watt	15W
voltage	230V
class	1
diameter	50 mm
height	255 mm

order code

chrome	T52C3IAP
gold	T52C3IAD
white	T52C3IWL
black	T52C3IZL

rozetta suspension S

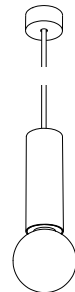


lamp type	A60
fitting	E27
max. watt	15W
voltage	230V
class	1
diameter	50 mm
height	85 (max 1500) mm

order code

chrome/bl.base	T52H1IAP
gold/bl.base	T52H1IAD
white	T52H1IWL
black	T52H1IZL

rozetta suspension M

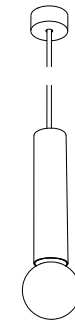


lamp type	A60
fitting	E27
max. watt	15W
voltage	230V
class	1
diameter	50 mm
height	170 (max 1500) mm

order code

chrome/bl.base	T52H2IAP
gold/bl.base	T52H2IAD
white	T52H2IWL
black	T52H2IZL

rozetta suspension L



lamp type	A60
fitting	E27
max. watt	15W
voltage	230V
class	1
diameter	50 mm
height	255 (max 1500) mm

order code

chrome/bl.base	T52H3IAP
gold/bl.base	T52H3IAD
white	T52H3IWL
black	T52H3IZL

shuffle

design by michel vyvey

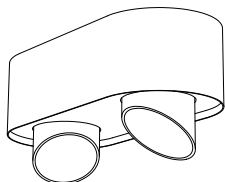
SHUFFLE is a built-in spot system with two light sources on a single plate.

The socket tubes can be set deep into the plate or pushed into a more downwards position, according to your personal preference. This ensures that the beams of light are adjustable, whatever light source you choose. The standard sockets are cylindrical in form, but there is also a version with a bevelled edge, which offers a wider range of lighting variations.





shuffle 230V surfaced

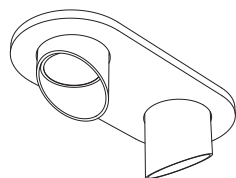


lamp type	retrofit LED
fitting	GZ10
max. watt	2 x 10W
voltage	230V
class	1
gear	-
length	227 mm
width	102 mm
height	65/86 mm

order code

white	T49S5HWL
black	T49S5HZL

shuffle 230V




lamp type	retrofit LED
fitting	GZ10
max. watt	2 x 10W
voltage	230V
class	1
gear	-
length	225 mm
width	100 mm
height	8/86 mm

order code

white	T49S2HWL
black	T49S2HZL

sphere

design by alain monnens



The SPHERE is available in various different forms: a table or floor lamp, a single suspension lamp, a triple suspension lamp, a seven-armed suspension lamp, a wall lamp and a wall lamp with plug. This versatility means that the SPHERE is easy to combine in almost any interior. Its soft light and its simple but elegant outline bring a warm ambiance to every room. The 'soft touch' finishing gives an added dimension to a design concept which feels instinctively relaxing.



sphere ceiling




lamp type	A60
fitting	E27
max. watt	15W
voltage	230V
class	1
diameter	200 mm
height	200 mm

order code

black/white	T46C1IZL
white/white	T46C1IWL


sphere floor/table



lamp type	A60
fitting	E27
max. watt	15W
voltage	230V
class	1
diameter	200 mm
height	235 mm

order code

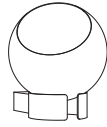
black/white	T46F1IZL
white/white	T46F1IWL



carbon hotel (genki) photo by hugo thomassen



sphere wall

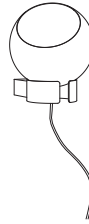


lamp type	A60
fitting	E27
max. watt	15W
voltage	230V
class	1
diameter	200 mm
height	235 mm

order code

black/white	T46A1IZL
white/white	T46A1IWL

sphere wall+



lamp type	A60
fitting	E27
max. watt	15W
voltage	230V
class	1
diameter	200 mm
height	235 mm

order code

black/white	T46A2IZL
white/white	T46A2IWL

sphere wall flat



lamp type	A60
fitting	E27
max. watt	15W
voltage	230V
class	1
diameter	200 mm
height	225 mm

order code

black/white	T46A3IZL
white/white	T46A3IWL

sphere 1

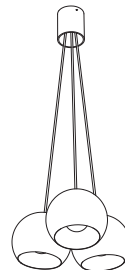


lamp type	A60
fitting	E27
max. watt	15W
voltage	230V
class	1
diameter	200 mm
height	170 (max. 1500) mm

order code

black/white	T46H1IZL
white/white	T46H1IWL

sphere 3

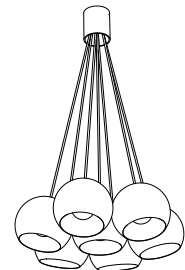


lamp type	A60
fitting	E27
max. watt	3 x 15W
voltage	230V
class	1
diameter	430 mm
height	170 (max. 1500) mm

order code

black/white	T46H2IZL
white/white	T46H2IWL

sphere 7



lamp type	A60
fitting	E27
max. watt	7 x 15W
voltage	230V
class	1
diameter	600 mm
height	170 (max. 1500) mm

order code

black/white	T46H3IZL
white/white	T46H3IWL



sphere 1 big



lamp type	A60
fitting	E27
max. watt	15W
voltage	230V
class	1
diameter	300 mm
height	240 (max. 1500) mm

order code

black/white	T46H4IZL
white/white	T46H4IWL

sphere 3 big

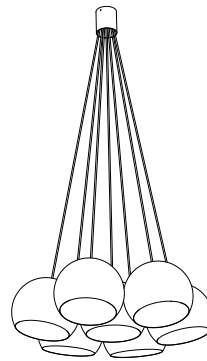


lamp type	A60
fitting	E27
max. watt	3 x 15W
voltage	230V
class	1
diameter	650 mm
height	240 (max. 1500) mm

order code

black/white	T46H5IZL
white/white	T46H5IWL

sphere 7 big



lamp type	A60
fitting	E27
max. watt	7 x 15W
voltage	230V
class	1
diameter	900 mm
height	240 (max. 1500) mm

order code

black/white	T46H6IZL
white/white	T46H6IWL

spin


design by beat karrer




showroom sterck nv (aalst)

SPIN is an adjustable pendant luminaire interpreting the classic sphere – with a special feature. Thanks to the excentric mounting point the light direction can be adapted most easily. With SPIN changing the lighting mood is just one turn away.





spin suspension recessed



lamp type	LED
colour temp.	2700K
max. watt	10W
voltage	350mA
lumen	1300
class	1
gear	not incorporated
inclination	2 x 90°
length	350 mm
diameter	100 mm
height	260/1500 mm

order code

black	T80H1DZL
white	T80H1DWL

spin suspension surface



voltage	230V
gear	incorporated
diameter	60 mm
height	150 mm

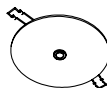
order code NON DIM

black	T80P1DZL
white	T80P1DWL

order code 1-10V/PUSH

black	T80P1DZLD
white	T80P1DWLD

spin suspension recessed



voltage	230V
gear	incorporated
diameter	100 mm
height	2 mm

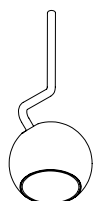
order code NON DIM

black	T80P2DZL
white	T80P2DWL

order code 1-10V/PUSH

black	T80P2DZLD
white	T80P2DWLD

spin ceiling/wall



lamp type	LED
colour temp.	2700K
max. watt	10W
voltage	350mA
lumen	1300
class	1
gear	not incorporated
inclination	2 x 90°
length	350 mm
diameter	100 mm
height	310 mm

order code

black	T80A1DZL
white	T80A1DWL

spin ceiling/wall surface

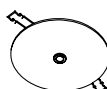


voltage	230V
gear	incorporated
diameter	100 mm
height	65 mm

order code NON DIM

black	T80P3DZL
white	T80P3DWL

spin ceiling recessed



voltage	230V
gear	incorporated
diameter	100 mm
height	2 mm

order code NON DIM

black	T80P2DZL
white	T80P2DWL

order code 1-10V/PUSH

black	T80P2DZLD
white	T80P2DWLD

thin

design by alain berteau





The thin lamps can be described as a flattened reimagining of traditional lamp typologies. Their innovative layered design allows perfect cooling of the powerful LED's components while the archetypal silhouettes offer a very distinctive yet familiar presence. Scalable and versatile, suitable for both residential and public uses.

thin

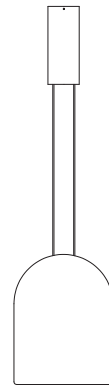


lamp type	LED
colour temp.	2700K
max. watt	13W
voltage	230V
lumen	780
class	1
gear	incorporated (TRIAC)
length	150 mm
width	12 mm
height	200 (max.2500) mm

order code

white	T99H1DWL
black	T99H1DZL

thin big



lamp type	LED
colour temp.	2700K
max. watt	13W
voltage	230V
lumen	780
class	1
gear	incorporated (TRIAC)
length	190 mm
width	12 mm
height	250 (max.2500) mm

order code

white	T99H2DWL
black	T99H2DZL


tibo

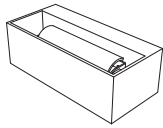
design by michel vyvey

Simple, stylish aluminium wall fixtures of a sleek line design. Available with a brushed and lacquered or a white or black textured enamel finish. TIBO is offered in various dimensions for retrofit or with integrated LED.



private house by juma architects

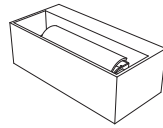


tibo

lamp type	retrofit LED
fitting	R7s (74.9)
max. watt	10W
voltage	230V
class	1
gear	-
length	150 mm
width	70 mm
height	50 mm

order code

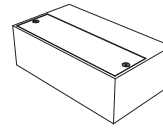
aluminium	T13A1HAB
chrome	T13A1HAP
black	T13A1HZL
white	T13A1HWL

tibo up or down

lamp type	retrofit LED
fitting	R7s (74.9)
max. watt	10W
voltage	230V
class	1
gear	-
length	150 mm
width	70 mm
height	50 mm

order code

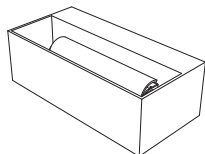
aluminium	T13A5HAB
chrome	T13A5HAP
black	T13A5HZL
white	T13A5HWL

tibo covered

lamp type	retrofit LED
fitting	R7s (74.9)
max. watt	10W
voltage	230V
class	1
gear	-
length	150 mm
width	82 mm
height	50 mm

order code

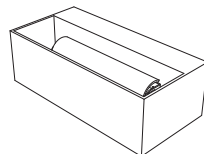
aluminium	T13A4HAB
chrome	T13A4HAP
black	T13A4HZL
white	T13A4HWL

tibo big

lamp type	retrofit LED
fitting	R7s (114.2)
max. watt	10W
voltage	230V
class	1
gear	-
length	200 mm
width	97 mm
height	65 mm

order code

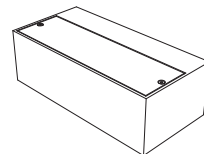
aluminium	T27A4HAB
chrome	T27A4HAP
black	T27A4HZL
white	T27A4HWL

tibo big up or down

lamp type	retrofit LED
fitting	R7s (114.2)
max. watt	10W
voltage	230V
class	1
gear	-
length	200 mm
width	97 mm
height	65 mm

order code

aluminium	T27A6HAB
chrome	T27A6HAP
black	T27A6HZL
white	T27A6HWL

tibo big covered

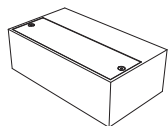
lamp type	retrofit LED
fitting	R7s (114.2)
max. watt	10W
voltage	230V
class	1
gear	-
length	200 mm
width	97 mm
height	65 mm

order code

aluminium	T27A5HAB
chrome	T27A5HAP
black	T27A5HZL
white	T27A5HWL



tibo LED up or down

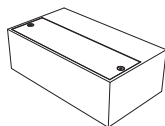


lamp type	LED
colour temp.	2700K
max. watt	8W
voltage	230V
lumen	800
class	1
gear	incorporated
length	150 mm
width	82 mm
height	50 mm

order code

aluminium	T13A5DAB
chrome	T13A5DAP
black	T13A5DZL
white	T13A5DWL

tibo LED up or down dim

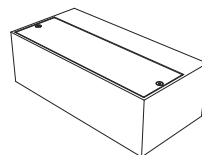


lamp type	LED
colour temp.	2700K
max. watt	8W
voltage	230V
lumen	800
class	1
gear	incorporated (TRIAC)
length	150 mm
width	82 mm
height	50 mm

order code

aluminium	T13A5DABD
chrome	T13A5DAPD
black	T13A5DZLD
white	T13A5DZLD

tibo big LED up or down

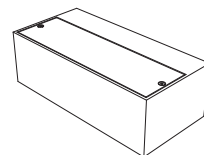


lamp type	LED
colour temp.	2700K
max. watt	8W
voltage	230V
lumen	800
class	1
gear	incorporated
length	200 mm
width	97 mm
height	65 mm

order code

aluminium	T27A6DAB
chrome	T27A6DAP
black	T27A6DZL
white	T27A6DWL

tibo big LED up or down dim



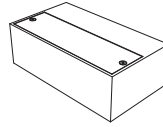
lamp type	LED
colour temp.	2700K
max. watt	8W
voltage	230V
lumen	800
class	1
gear	incorporated (TRIAC)
length	200 mm
width	97 mm
height	65 mm

order code

aluminium	T27A6DABD
chrome	T27A6DAPD
black	T27A6DZLD
white	T27A6DWLD



tibo LED not dimmable

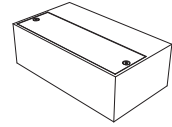


lamp type	LED
colour temp.	2700K
max. watt	8W + 4W
voltage	230V
lumen	800 + 800
class	1
gear	incorporated
length	150 mm
width	82 mm
height	50 mm

order code

aluminium	T13A3DAB
chrome	T13A3DAP
black	T13A3DZL
white	T13A3DWL

tibo LED dimmable

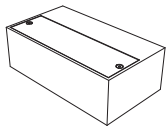


lamp type	LED
colour temp.	2700K
max. watt	8W + 4W
voltage	230V
lumen	800 + 800
class	1
gear	incorporated (TRIAC)
length	150 mm
width	82 mm
height	50 mm

order code

aluminium	T13A3DABD
chrome	T13A3DAPD
black	T13A3DZLD
white	T13A3DWLD

tibo LED outdoor

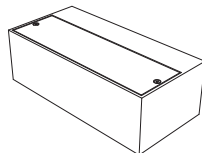


lamp type	LED
colour temp.	2700K
max. watt	8W + 4W
voltage	230V
lumen	800 + 400
class	1
gear	incorporated
length	150 mm
width	82 mm
height	50 mm
IP	54

order code

black	T13A6DZL
white	T13A6DWL

tibo big LED outdoor

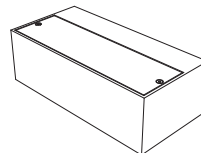


lamp type	LED
colour temp.	2700K
max. watt	8W + 8W
voltage	230V
lumen	800 + 800
class	1
gear	incorporated
length	200 mm
width	97 mm
height	65 mm
IP	54

order code

black	T27A9DZL
white	T27A9DWL

tibo big LED not dimmable

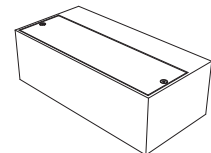


lamp type	LED
colour temp.	2700K
max. watt	8W + 8W
voltage	230V
lumen	800 + 800
class	1
gear	incorporated
length	200 mm
width	97 mm
height	65 mm

order code

aluminium	T27A1DAB
chrome	T27A1DAP
black	T27A1DZL
white	T27A1DWL

tibo big LED dimmable




lamp type	LED
colour temp.	2700K
max. watt	8W + 8W
voltage	230V
lumen	800 + 800
class	1
gear	incorporated (TRIAC)
length	200 mm
width	97 mm
height	65 mm

order code

aluminium	T27A1DABD
chrome	T27A1DAPD
black	T27A1DZLD
white	T27A1DWLD

tribes


design by david abad



Inspired by the 'Calumet', those sacred pipes that are smoked by the indigenous tribes of North America. TRIBES is a family of pendant luminaries with a very graphic and minimalist design and is equipped with two direct and one indirect LED spot modules or with 3 direct spots.

TRIBES can create a unique and dynamic atmosphere. It is manufactured in three versions: individual or double with a clean graphic image and the triple version with a marked personality that creates a chandelier effect, which fits perfectly in the most contemporary spaces as well as classic or vintage interiors.



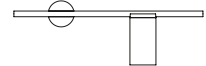
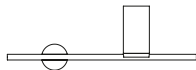
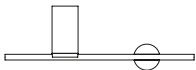


tribes wall L up

tribes wall R up

tribes wall L down

tribes wall R down



lamp type	retrofit LED included
fitting	GU10
max. watt	10W
voltage	230V
class	1
length	400 mm
width	88 mm
height	136 mm

lamp type	retrofit LED included
fitting	GU10
max. watt	10W
voltage	230V
class	1
length	400 mm
width	88 mm
height	136 mm

lamp type	retrofit LED included
fitting	GU10
max. watt	10W
voltage	230V
class	1
length	400 mm
width	88 mm
height	136 mm

lamp type	retrofit LED included
fitting	GU10
max. watt	10W
voltage	230V
class	1
length	400 mm
width	88 mm
height	136 mm

order code

white	T98A1HWL
black	T98A1HZL
white / gold	T98A1HWLLB
black / gold	T98A1HZLLB

order code

white	T98A2HWL
black	T98A2HZL
white / gold	T98A2HWLLB
black / gold	T98A2HZLLB

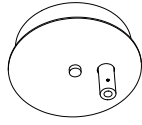
order code

white	T98A3HWL
black	T98A3HZL
white / gold	T98A3HWLLB
black / gold	T98A3HZLLB

order code

white	T98A4HWL
black	T98A4HZL
white / gold	T98A4HWLLB
black / gold	T98A4HZLLB

tribes LED 1 base

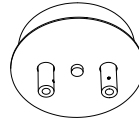


voltage	230V
class	1
gear	incorporated (TRIAC)
diameter	170 mm
height	90 mm

order code

white	T98H1DWL
black	T98H1DZL

tribes LED 2 base

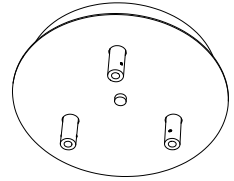


voltage	230V
class	1
gear	incorporated (TRIAC)
diameter	170 mm
height	90 mm

order code

white	T98H3DWL
black	T98H3DZL

tribes LED 3 base

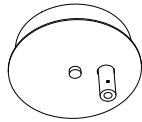


voltage	230V
class	1
gear	incorporated (TRIAC)
diameter	280 mm
height	90 mm

order code

white	T98H2DWL
black	T98H2DZL

tribes GU10 or globe 1 base

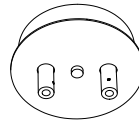


voltage	230V
class	1
diameter	170 mm
height	90 mm

order code

white	T98H1HWL
black	T98H1HZL

tribes GU10 or globe 2 base

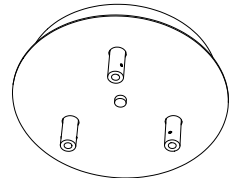


voltage	230V
class	1
diameter	170 mm
height	90 mm

order code

white	T98H3HWL
black	T98H3HZL

tribes GU10 or globe 3 base



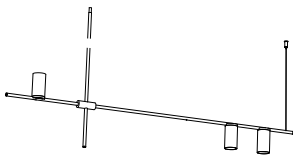
voltage	230V
class	1
diameter	280 mm
height	90 mm

order code

white	T98H2HWL
black	T98H2HZL



tribes GU10 H1 - 60cm

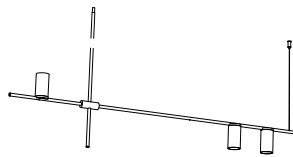


lamp type	retrofit LED
fitting	GU10
max. watt	3 x 10W
voltage	230V
class	2
gear	-
length	1400 mm
width	55 mm
height	600 mm

order code

white	T98P1HWL
black	T98P1HZL
white / gold	T98P1HWLLB
black / gold	T98P1HZLLB

tribes GU10 H2 - 70cm

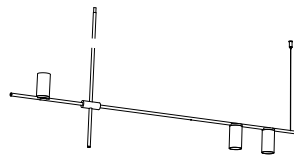


lamp type	retrofit LED
fitting	GU10
max. watt	3 x 10W
voltage	230V
class	2
gear	-
length	1400 mm
width	55 mm
height	700 mm

order code

white	T98P2HWL
black	T98P2HZL
white / gold	T98P2HWLLB
black / gold	T98P2HZLLB

tribes GU10 H3 - 80cm

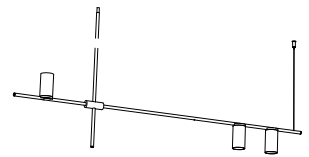


lamp type	retrofit LED
fitting	GU10
max. watt	3 x 10W
voltage	230V
class	2
gear	-
length	1400 mm
width	55 mm
height	800 mm

order code

white	T98P3HWL
black	T98P3HZL
white / gold	T98P3HWLLB
black / gold	T98P3HZLLB

tribes GU10 H4 - 100cm

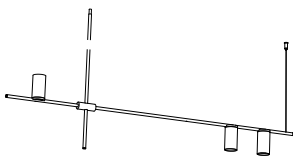


lamp type	retrofit LED
fitting	GU10
max. watt	3 x 10W
voltage	230V
class	2
gear	-
length	1400 mm
width	55 mm
height	1000 mm

order code

white	T98P4HWL
black	T98P4HZL
white / gold	T98P4HWLLB
black / gold	T98P4HZLLB

tribes GU10 H5 - 110cm

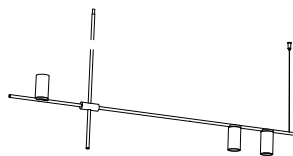


lamp type	retrofit LED
fitting	GU10
max. watt	3 x 10W
voltage	230V
class	2
gear	-
length	1400 mm
width	55 mm
height	1100 mm

order code

white	T98P5HWL
black	T98P5HZL
white / gold	T98P5HWLLB
black / gold	T98P5HZLLB

tribes GU10 H6 - 120cm

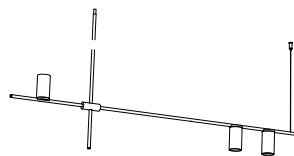


lamp type	retrofit LED
fitting	GU10
max. watt	3 x 10W
voltage	230V
class	2
gear	-
length	1400 mm
width	55 mm
height	1200 mm

order code

white	T98P6HWL
black	T98P6HZL
white / gold	T98P6HWLLB
black / gold	T98P6HZLLB

tribes GU10 H7 - 130cm

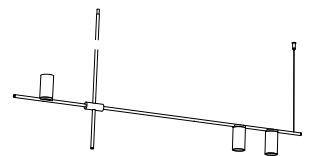


lamp type	retrofit LED
fitting	GU10
max. watt	3 x 10W
voltage	230V
class	2
gear	-
length	1400 mm
width	55 mm
height	1300 mm

order code

white	T98P7HWL
black	T98P7HZL
white / gold	T98P7HWLLB
black / gold	T98P7HZLLB

tribes GU10 H8 - 140cm

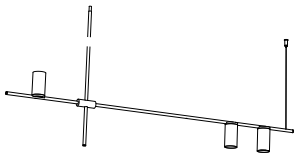


lamp type	retrofit LED
fitting	GU10
max. watt	3 x 10W
voltage	230V
class	2
gear	-
length	1400 mm
width	55 mm
height	1400 mm

order code

white	T98P8HWL
black	T98P8HZL
white / gold	T98P8HWLLB
black / gold	T98P8HZLLB

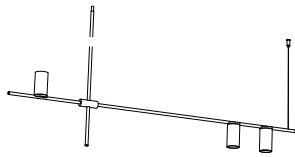
tribes LED H1 - 60cm



lamp type	LED
colour temp.	2700K
max. watt	3 x 7W
voltage	350mA
lumen	3 x 600
class	2
gear	-
length	1400 mm
width	55 mm
height	600 mm

order code	
white	T98P1DWL
black	T98P1DZL
white / gold	T98P1DWLLB
black / gold	T98P1DZLLB

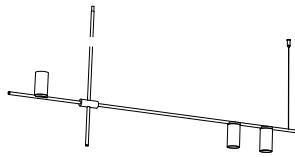
tribes LED H2 - 70cm



lamp type	LED
colour temp.	2700K
max. watt	3 x 7W
voltage	350mA
lumen	3 x 600
class	2
gear	-
length	1400 mm
width	55 mm
height	700 mm

order code	
white	T98P2DWL
black	T98P2DZL
white / gold	T98P2DWLLB
black / gold	T98P2DZLLB

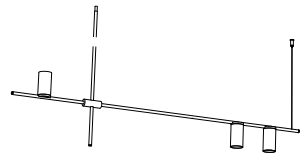
tribes LED H3 - 80cm



lamp type	LED
colour temp.	2700K
max. watt	3 x 7W
voltage	350mA
lumen	3 x 600
class	2
gear	-
length	1400 mm
width	55 mm
height	800 mm

order code	
white	T98P3DWL
black	T98P3DZL
white / gold	T98P3DWLLB
black / gold	T98P3DZLLB

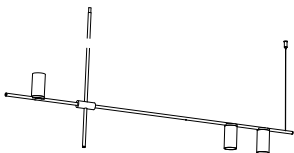
tribes LED H4 - 100cm



lamp type	LED
colour temp.	2700K
max. watt	3 x 7W
voltage	350mA
lumen	3 x 600
class	2
gear	-
length	1400 mm
width	55 mm
height	1000 mm

order code	
white	T98P4DWL
black	T98P4DZL
white / gold	T98P4DWLLB
black / gold	T98P4DZLLB

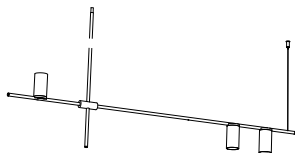
tribes LED H5 - 110cm



lamp type	LED
colour temp.	2700K
max. watt	3 x 7W
voltage	350mA
lumen	3 x 600
class	2
gear	-
length	1400 mm
width	55 mm
height	1100 mm

order code	
white	T98P5DWL
black	T98P5DZL
white / gold	T98P5DWLLB
black / gold	T98P5DZLLB

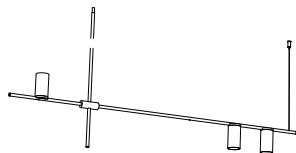
tribes LED H6 - 120cm



lamp type	LED
colour temp.	2700K
max. watt	3 x 7W
voltage	350mA
lumen	3 x 600
class	2
gear	-
length	1400 mm
width	55 mm
height	1200 mm

order code	
white	T98P6DWL
black	T98P6DZL
white / gold	T98P6DWLLB
black / gold	T98P6DZLLB

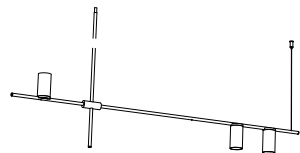
tribes LED H7 - 130cm



lamp type	LED
colour temp.	2700K
max. watt	3 x 7W
voltage	350mA
lumen	3 x 600
class	2
gear	-
length	1400 mm
width	55 mm
height	1300 mm


order code	
white	T98P7DWL
black	T98P7DZL
white / gold	T98P7DWLLB
black / gold	T98P7DZLLB

tribes LED H8 - 140cm



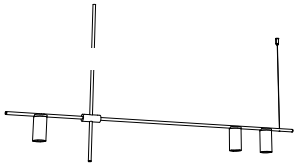
lamp type	LED
colour temp.	2700K
max. watt	3 x 7W
voltage	350mA
lumen	3 x 600
class	2
gear	-
length	1400 mm
width	55 mm
height	1400 mm

order code	
white	T98P8DWL
black	T98P8DZL
white / gold	T98P8DWLLB
black / gold	T98P8DZLLB



private house (gamme) photo by beelacollectie.be

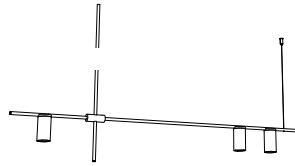
**tribes GU10 H1 - 60cm
DOWN**



lamp type	retrofit LED
fitting	GU10
max. watt	3 x 10W
voltage	230V
class	2
gear	-
length	1400 mm
width	55 mm
height	600 mm

order code	
white	T98DP1HWL
black	T98DP1HZL
white / gold	T98DP1HWLLB
black / gold	T98DP1HZLLB

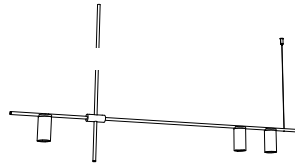
**tribes GU10 H2 - 70cm
DOWN**



lamp type	retrofit LED
fitting	GU10
max. watt	3 x 10W
voltage	230V
class	2
gear	-
length	1400 mm
width	55 mm
height	700 mm

order code	
white	T98DP2HWL
black	T98DP2HZL
white / gold	T98DP2HWLLB
black / gold	T98DP2HZLLB

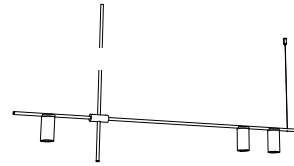
**tribes GU10 H3 - 80cm
DOWN**



lamp type	retrofit LED
fitting	GU10
max. watt	3 x 10W
voltage	230V
class	2
gear	-
length	1400 mm
width	55 mm
height	800 mm

order code	
white	T98DP3HWL
black	T98DP3HZL
white / gold	T98DP3HWLLB
black / gold	T98DP3HZLLB

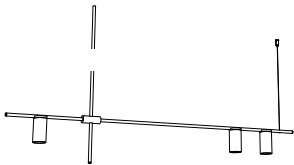
**tribes GU10 H4 - 100cm
DOWN**



lamp type	retrofit LED
fitting	GU10
max. watt	3 x 10W
voltage	230V
class	2
gear	-
length	1400 mm
width	55 mm
height	1000 mm

order code	
white	T98DP4HWL
black	T98DP4HZL
white / gold	T98DP4HWLLB
black / gold	T98DP4HZLLB

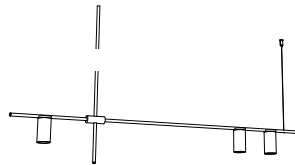
**tribes GU10 H5 - 110cm
DOWN**



lamp type	retrofit LED
fitting	GU10
max. watt	3 x 10W
voltage	230V
class	2
gear	-
length	1400 mm
width	55 mm
height	1100 mm

order code	
white	T98DP5HWL
black	T98DP5HZL
white / gold	T98DP5HWLLB
black / gold	T98DP5HZLLB

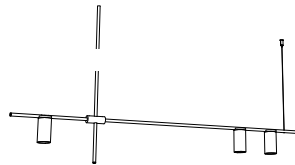
**tribes GU10 H6 - 120cm
DOWN**



lamp type	retrofit LED
fitting	GU10
max. watt	3 x 10W
voltage	230V
class	2
gear	-
length	1400 mm
width	55 mm
height	1200 mm

order code	
white	T98DP6HWL
black	T98DP6HZL
white / gold	T98DP6HWLLB
black / gold	T98DP6HZLLB

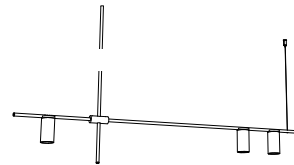
**tribes GU10 H7 - 130cm
DOWN**



lamp type	retrofit LED
fitting	GU10
max. watt	3 x 10W
voltage	230V
class	2
gear	-
length	1400 mm
width	55 mm
height	1300 mm

order code	
white	T98DP7HWL
black	T98DP7HZL
white / gold	T98DP7HWLLB
black / gold	T98DP7HZLLB

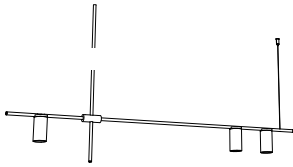
**tribes GU10 H8 - 140cm
DOWN**



lamp type	retrofit LED
fitting	GU10
max. watt	3 x 10W
voltage	230V
class	2
gear	-
length	1400 mm
width	55 mm
height	1400 mm

order code	
white	T98DP8HWL
black	T98DP8HZL
white / gold	T98DP8HWLLB
black / gold	T98DP8HZLLB

**tribes LED H1 - 60cm
DOWN**

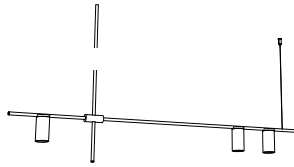


lamp type	LED
colour temp.	2700K
max. watt	3 x 7W
voltage	350mA
lumen	3 x 600
class	2
gear	-
length	1400 mm
width	55 mm
height	600 mm

order code

white	T98DP1DWL
black	T98DP1DZL
white / gold	T98DP1DWLLB
black / gold	T98DP1DZLLB

**tribes LED H2 - 70cm
DOWN**

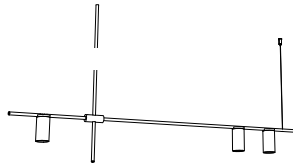


lamp type	LED
colour temp.	2700K
max. watt	3 x 7W
voltage	350mA
lumen	3 x 600
class	2
gear	-
length	1400 mm
width	55 mm
height	700 mm

order code

white	T98DP2DWL
black	T98DP2DZL
white / gold	T98DP2DWLLB
black / gold	T98DP2DZLLB

**tribes LED H3 - 80cm
DOWN**

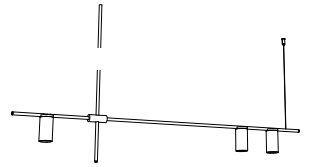


lamp type	LED
colour temp.	2700K
max. watt	3 x 7W
voltage	350mA
lumen	3 x 600
class	2
gear	-
length	1400 mm
width	55 mm
height	800 mm

order code

white	T98DP3DWL
black	T98DP3DZL
white / gold	T98DP3DWLLB
black / gold	T98DP3DZLLB

**tribes LED H4 - 100cm
DOWN**

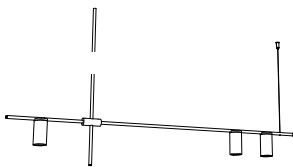


lamp type	LED
colour temp.	2700K
max. watt	3 x 7W
voltage	350mA
lumen	3 x 600
class	2
gear	-
length	1400 mm
width	55 mm
height	1000 mm

order code

white	T98DP4DWL
black	T98DP4DZL
white / gold	T98DP4DWLLB
black / gold	T98DP4DZLLB

**tribes LED H5 - 110cm
DOWN**

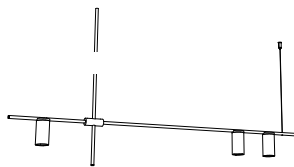


lamp type	LED
colour temp.	2700K
max. watt	3 x 7W
voltage	350mA
lumen	3 x 600
class	2
gear	-
length	1400 mm
width	55 mm
height	1100 mm

order code

white	T98DP5DWL
black	T98DP5DZL
white / gold	T98DP5DWLLB
black / gold	T98DP5DZLLB

**tribes LED H6 - 120cm
DOWN**

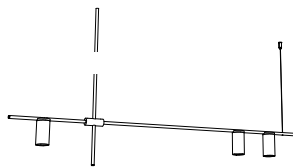


lamp type	LED
colour temp.	2700K
max. watt	3 x 7W
voltage	350mA
lumen	3 x 600
class	2
gear	-
length	1400 mm
width	55 mm
height	1200 mm

order code

white	T98DP6DWL
black	T98DP6DZL
white / gold	T98DP6DWLLB
black / gold	T98DP6DZLLB

**tribes LED H7 - 130cm
DOWN**

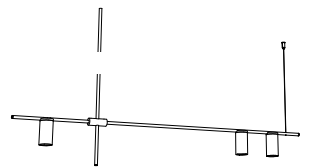


lamp type	LED
colour temp.	2700K
max. watt	3 x 7W
voltage	350mA
lumen	3 x 600
class	2
gear	-
length	1400 mm
width	55 mm
height	1300 mm

order code

white	T98DP7DWL
black	T98DP7DZL
white / gold	T98DP7DWLLB
black / gold	T98DP7DZLLB

**tribes LED H8 - 140cm
DOWN**



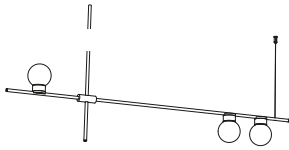
lamp type	LED
colour temp.	2700K
max. watt	3 x 7W
voltage	350mA
lumen	3 x 600
class	2
gear	-
length	1400 mm
width	55 mm
height	1400 mm

order code

white	T98DP8DWL
black	T98DP8DZL
white / gold	T98DP8DWLLB
black / gold	T98DP8DZLLB



tribes globe H1 - 60cm

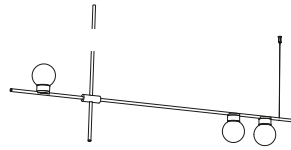


lamp type	LED (DIM TRIAC)
colour temp.	2700K
max. watt	3 x 6W
voltage	230V
lumen	3 x 600
class	2
gear	-
length	1400 mm
width	55 mm
height	600 mm

order code

white	T98SP1DWL
black	T98SP1DZL
white / gold	T98SP1DWLLB
black / gold	T98SP1DZLLB

tribes globe H2 - 70cm

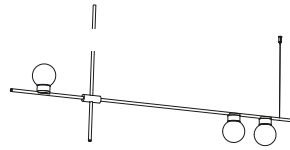


lamp type	LED (DIM TRIAC)
colour temp.	2700K
max. watt	3 x 6W
voltage	230V
lumen	3 x 600
class	2
gear	-
length	1400 mm
width	55 mm
height	700 mm

order code

white	T98SP2DWL
black	T98SP2DZL
white / gold	T98SP2DWLLB
black / gold	T98SP2DZLLB

tribes globe H3 - 80cm

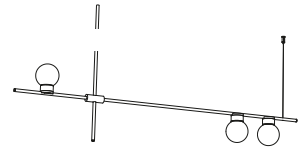


lamp type	LED(DIM TRIAC)
colour temp.	2700K
max. watt	3 x 6W
voltage	230V
lumen	3 x 600
class	2
gear	-
length	1400 mm
width	55 mm
height	800 mm

order code

white	T98SP3DWL
black	T98SP3DZL
white / gold	T98SP3DWLLB
black / gold	T98SP3DZLLB

tribes globe H4 - 100cm

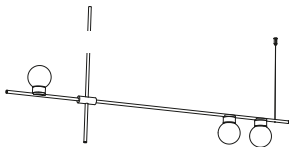


lamp type	LED (DIM TRIAC)
colour temp.	2700K
max. watt	3 x 6W
voltage	230V
lumen	3 x 600
class	2
gear	-
length	1400 mm
width	55 mm
height	1000 mm

order code

white	T98SP4DWL
black	T98SP4DZL
white / gold	T98SP4DWLLB
black / gold	T98SP4DZLLB

tribes globe H5 - 110cm

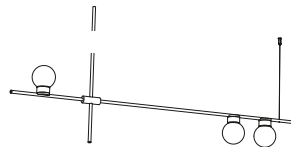


lamp type	LED (DIM TRIAC)
colour temp.	2700K
max. watt	3 x 6W
voltage	230V
lumen	3 x 600
class	2
gear	-
length	1400 mm
width	55 mm
height	1100 mm

order code

white	T98SP5DWL
black	T98SP5DZL
white / gold	T98SP5DWLLB
black / gold	T98SP5DZLLB

tribes globe H6 - 120cm

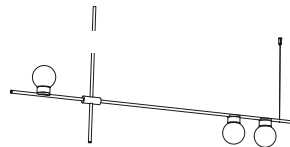


lamp type	LED (DIM TRIAC)
colour temp.	2700K
max. watt	3 x 6W
voltage	230V
lumen	3 x 600
class	2
gear	-
length	1400 mm
width	55 mm
height	1200 mm

order code

white	T98SP6DWL
black	T98SP6DZL
white / gold	T98SP6DWLLB
black / gold	T98SP6DZLLB

tribes globe H7 - 130cm

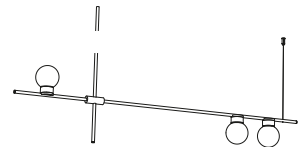


lamp type	LED (DIM TRIAC)
colour temp.	2700K
max. watt	3 x 6W
voltage	230V
lumen	3 x 600
class	2
gear	-
length	1400 mm
width	55 mm
height	1300 mm

order code

white	T98SP7DWL
black	T98SP7DZL
white / gold	T98SP7DWLLB
black / gold	T98SP7DZLLB

tribes globe H8 - 140cm



lamp type	LED (DIM TRIAC)
colour temp.	2700K
max. watt	3 x 6W
voltage	230V
lumen	3 x 600
class	2
gear	-
length	1400 mm
width	55 mm
height	1400 mm

order code


white	T98SP8DWL
black	T98SP8DZL
white / gold	T98SP8DWLLB
black / gold	T98SP8DZLLB



TUBA is a minimalistic family of surface mounted downlights and is available in 3 different sizes. The robust tubular body hides an elegant white painted trumpet shaped reflector which creates a soft and efficient light diffusion. Installing several TUBA's in a linear way creates an architectural atmosphere whereas installing groups of different sizes together creates a playfull accent. Available in black and white and equipped with a high efficient LED.



tuba S

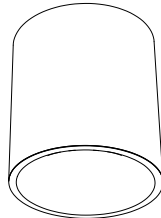


lamp type	LED
colour temp.	2700K
max. watt	13W
voltage	230V
lumen	984
class	1
gear	incorporated (TRIAC)
diameter	120 mm
height	220 mm

order code

white	T95C1DWL
black	T95C1DZL

tuba M

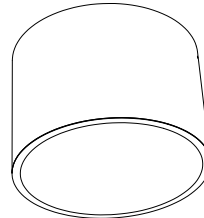


lamp type	LED
colour temp.	2700K
max. watt	13W
voltage	230V
lumen	1127
class	1
gear	incorporated (TRIAC)
diameter	160 mm
height	180 mm

order code

white	T95C2DWL
black	T95C2DZL

tuba L



lamp type	LED
colour temp.	2700K
max. watt	13W
voltage	230V
lumen	1129
class	1
gear	incorporated (TRIAC)
diameter	200 mm
height	140 mm

order code

white	T95C3DWL
black	T95C3DZL

u-light

design by alain monnens



private house by alain monnens



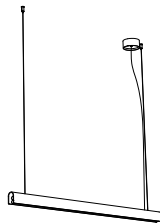
U-LIGHT is a pendant luminaire with a 'flat' and linear though at the same time a soft and natural design. U-LIGHT is ideal for the work environment but fits equally well at home or in any other setting.

U-LIGHT is available in various colours and lengths (1200, 1800 and 2400mm).



private house by alain mommens

u-light 1200



lamp type	LED
colour temp.	2700K/3000K
max. watt	28W
voltage	230V
class	1
gear	incorporated
length	1200 mm
width	40 mm
height	60 (max 2500) mm

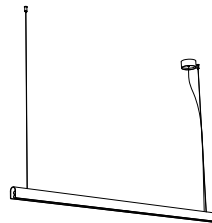
order code 2700K

white	T85H5DWL
black	T85H5DZL

order code 3000K

white	T85H2DWL
black	T85H2DZL

u-light 1800



lamp type	LED
colour temp.	2700K/3000K
max. watt	42W
voltage	230V
class	1
gear	incorporated
length	1800 mm
width	40 mm
height	60 (max 2500) mm

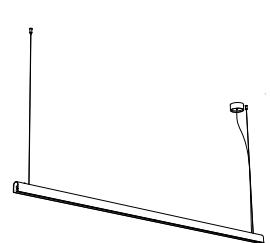
order code 2700K

white	T85H6DWL
black	T85H6DZL

order code 3000K

white	T85H3DWL
black	T85H3DZL

u-light 2400



lamp type	LED
colour temp.	2700K/3000K
max. watt	56W
voltage	230V
class	1
gear	incorporated
length	2400 mm
width	40 mm
height	60 (max 2500) mm

order code 2700K

white	T85H7DWL
black	T85H7DZL

order code 3000K

white	T85H4DWL
black	T85H4DZL

victor

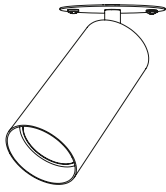
design by nosta



private house (knokke, belgium) | photo by beedcollectief.be

The VICTOR is designed to obtain a versatile accent lighting solution with a discrete elegant design. The version with GU10 is perfectly suited for LED retrofit bulbs as the VICTOR with the LED module has a hybrid optic system for a perfect lightbeam and avoids dazzle while improving light performance.

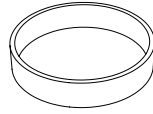
victor GU10 C1



lamp type	retrofit LED
fitting	GU10
max. watt	10W
voltage	230V
class	2
diameter	80 mm
height	150 mm
tube	120 x 55 mm

order code	
white	T104S1HWL
black	T104S1HZL
brass	T104S1HLB

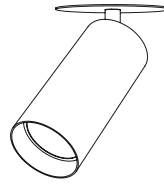
optional ring



diameter	75 mm
height	15 mm

order code	
white	TP12WL
black	TP12ZL

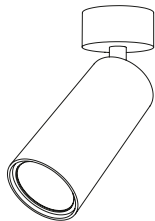
victor GU10 C1B



lamp type	retrofit LED
fitting	GU10
max. watt	10W
voltage	230V
class	2
diameter	90 mm
height	150 mm
tube	120 x 55 mm

order code	
white	T104S30HWL
black	T104S30HZL
brass	T104S30HLB

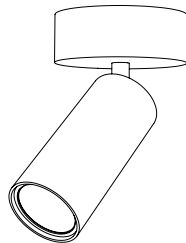
victor GU10 SB 5,5



lamp type	retrofit LED
fitting	GU10
max. watt	10W
voltage	230V
class	1
diameter	55 mm
height	152,5 mm
tube	120 x 55 mm

order code	
white	T104S90HWL
black	T104S90HZL
brass/bl.base	T104S90HLB

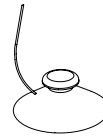
victor GU10 SB 10



lamp type	retrofit LED
fitting	GU10
max. watt	10W
voltage	230V
class	1
diameter	100 mm
height	152,5 mm
tube	120 x 55 mm

order code	
white	T104S91HWL
black	T104S91HZL
brass/bl.base	T104S91HLB

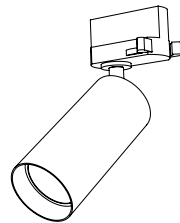
suction cup



order code	
white	TP10P1



victor GU10 adaptor 3F

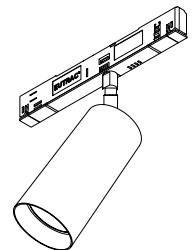


lamp type	retrofit LED
fitting	GU10
max. watt	10W
voltage	230V
class	1

order code

white	T104R1HWL
black	T104R1HZL
brass	T104R1HLB

victor GU10 eutrac* 3F



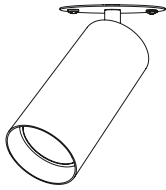
lamp type	retrofit LED
fitting	GU10
max. watt	10W
voltage	230V
class	1

order code

white	T104R2HWL
black	T104R2HZL
brass	T104R2HLB

* only for eutrac 3F rail

victor LED C1

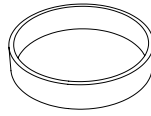


lamp type	LED
colour temp.	2700K
max. watt	6W
voltage	350mA
lumen	740lm
class	2
gear	not incorporated
diameter	80 mm
height	150 mm
tube	120 x 55 mm

order code

white	T104S1DWL
black	T104S1DZL
brass	T104S1DLB

optional ring

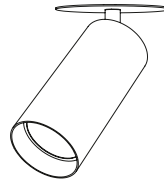


diameter	75 mm
height	15 mm

order code

white	TP12WL
black	TP12ZL

victor LED C1B

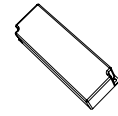


lamp type	LED
colour temp.	2700K
max. watt	6W
voltage	350mA
lumen	740lm
class	2
gear	not incorporated
diameter	90 mm
height	150 mm
tube	120 x 55 mm

order code

white	T104S30DWL
black	T104S30DZL
brass	T104S30DLB

drivers



TRIAC DIM 6W-13W

code	OD02DT02
------	-----------------

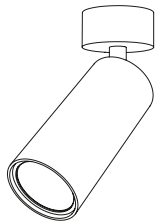
PUSH/1-10V 18W

code	ID01DP04
------	-----------------

DALI 15W

code	ID01DP08
------	-----------------

victor LED SB 5,5

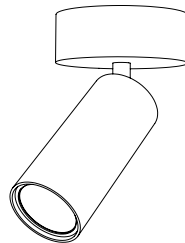


lamp type	LED
colour temp.	2700K
max. watt	6W
voltage	350mA
lumen	740lm
class	1
gear	not incorporated
diameter	55 mm
height	152,7 mm
tube	120 x 55 mm

order code

white	T104S90DWL
black	T104S90DZL
brass/bl.base	T104S90DLB

victor LED SB 10



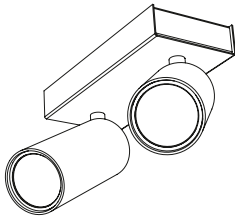
lamp type	LED
colour temp.	2700K
max. watt	6W
voltage	350mA
lumen	740lm
class	1
gear	incorporated (TRIAC)
diameter	100 mm
height	152,7 mm
tube	120 x 55 mm

order code

white	T104S91DWL
black	T104S91DZL
brass/bl.base	T104S91DLB



victor GU10 FB2

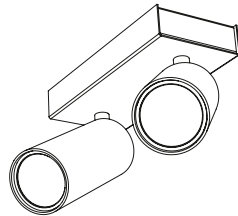


lamp type	retrofit LED
fitting	GU10
max. watt	2 x 10W
voltage	230V
class	1
gear	-
length	180 mm
width	79 mm
height	190 mm

order code

white	T104S82HWL
black	T104S82HZL
brass	T104S82HLB

victor LED FB2

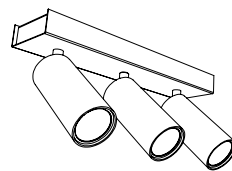


lamp type	LED
colour temp.	2700K
max. watt	2 x 6W
voltage	230V
lumen	2 x 740
class	1
gear	incorporated (TRIAC)
length	180 mm
width	79 mm
height	190 mm

order code

white	T104S82DWL
black	T104S82DZL
brass	T104S82DLB

victor GU10 FB3

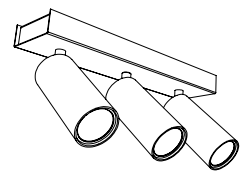


lamp type	retrofit LED
fitting	GU10
max. watt	3 x 10W
voltage	230V
class	1
gear	-
length	320 mm
width	79 mm
height	190 mm

order code

white	T104S83HWL
black	T104S83HZL
brass	T104S83HLB

victor LED FB3



lamp type	LED
colour temp.	2700K
max. watt	3 x 6W
voltage	230V
lumen	3 x 740
class	1
gear	incorporated (TRIAC)
length	320 mm
width	79 mm
height	190 mm

order code

white	T104S83DWL
black	T104S83DZL
brass	T104S83DLB



victor 120 ceiling



lamp type	retrofit LED
fitting	GU10
max. watt	10W
voltage	230V
class	1
gear	-
diameter	55 mm
height	120 mm

order code

white	T104C1HWL
black	T104C1HZL
brass	T104C1HLB

victor 200 ceiling



lamp type	retrofit LED
fitting	GU10
max. watt	10W
voltage	230V
class	1
gear	-
diameter	55 mm
height	200 mm

order code

white	T104C2HWL
black	T104C2HZL
brass	T104C2HLB

victor 295 ceiling

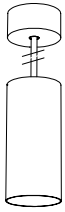


lamp type	retrofit LED
fitting	GU10
max. watt	10W
voltage	230V
class	1
gear	-
diameter	55 mm
height	295 mm

order code

white	T104C3HWL
black	T104C3HZL
brass	T104C3HLB

victor suspension 120 SB 5,5



lamp type	LED
colour temp.	2700K
max. watt	6W
voltage	350mA
lumen	740
class	1
gear	not incorporated
diameter	55 mm
height	27 (max 1500) mm
tube	120 x 55 mm

order code

white	T104H1DWL
black	T104H1DZL
brass/bl.base	T104H1DLB

victor suspension 200 SB 5,5




lamp type	LED
colour temp.	2700K
max. watt	6W
voltage	350mA
lumen	740
class	1
gear	not incorporated
diameter	55 mm
height	27 (max 1500) mm
tube	200 x 55 mm

order code

white	T104H2DWL
black	T104H2DZL
brass/bl.base	T104H2DLB

victor suspension 295 SB 5,5



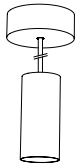
lamp type	LED
colour temp.	2700K
max. watt	6W
voltage	350mA
lumen	740
class	1
gear	not incorporated
diameter	55 mm
height	27 (max 1500) mm
tube	295 x 55 mm

order code

white	T104H3DWL
black	T104H3DZL
brass/bl.base	T104H3DLB



**victor suspension 120
SB 100**

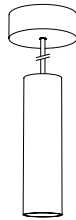


lamp type	LED
colour temp.	2700K
max. watt	6W
voltage	350mA
lumen	740
class	1
gear	incorporated (TRIAC)
diameter	100 mm
height	27 (max 1500) mm
tube	120 x 55 mm

order code

white	T104H4DWL
black	T104H4DZL
brass/bl.base	T104H4DLB

**victor suspension 200
SB 100**



lamp type	LED
colour temp.	2700K
max. watt	6W
voltage	350mA
lumen	740
class	1
gear	incorporated (TRIAC)
diameter	100 mm
height	27 (max 1500) mm
tube	200 x 55 mm

order code

white	T104H5DWL
black	T104H5DZL
brass/bl.base	T104H5DLB

**victor suspension 295
SB 100**

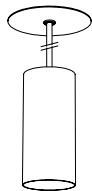


lamp type	LED
colour temp.	2700K
max. watt	6W
voltage	350mA
lumen	740
class	1
gear	incorporated (TRIAC)
diameter	100 mm
height	27 (max 1500) mm
tube	295 x 55 mm

order code

white	T104H6DWL
black	T104H6DZL
brass/bl.base	T104H6DLB

victor suspension 120 C1B




lamp type	LED
colour temp.	2700K
max. watt	6W
voltage	350mA
lumen	740
class	2
gear	not incorporated
diameter	90 mm
height	1 (max 1500) mm
tube	120 x 55 mm

order code

white	T104H7DWL
black	T104H7DZL
brass/bl.base	T104H7DLB

victor suspension 200 C1B




lamp type	LED
colour temp.	2700K
max. watt	6W
voltage	350mA
lumen	740
class	2
gear	not incorporated
diameter	90 mm
height	1 (max 1500) mm
tube	200 x 55 mm

order code

white	T104H8DWL
black	T104H8DZL
brass/bl.base	T104H8DLB

victor suspension 295 C1B



lamp type	LED
colour temp.	2700K
max. watt	6W
voltage	350mA
lumen	740
class	2
gear	not incorporated
diameter	90 mm
height	1 (max 1500) mm
tube	295 x 55 mm

order code

white	T104H9DWL
black	T104H9DZL
brass/bl.base	T104H9DLB

yps**o**
design by jos muller

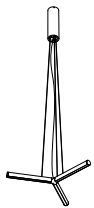


The name YPSO refers to the letter ypsilon on which its shape is inspired. The light is spread in three directions creating a large area of illumination. When installed in group, YPSO seems to create structures in the air.

A 3D printed connection piece is holding the tubes in place and provides a nice detail to the design. YPSO is provided with 3 steelcables so that the lamp can be installed horizontally or oblique by adjusting each cable individually. This playful pendant lamp is equipped with a high efficient LED strip, comes in two different sizes and is available in black and white.



ypso S



lamp type	LED
colour temp.	2700K / 3000K
max. watt	12W
voltage	230V
lumen	510
class	1
gear	incorporated
length	400 mm
width	400 mm
height	25 (max 2500) mm

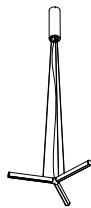
order code 2700K

white	T94H2DWL
black	T94H2DZL

order code 3000K

white	T94H1DWL
black	T94H1DZL

ypso S dim



lamp type	LED
colour temp.	2700K / 3000K
max. watt	12W
voltage	230V
dim	1-10V/PUSH
lumen	510
class	1
gear	incorporated
length	400 mm
width	400 mm
height	25 (max 2500) mm

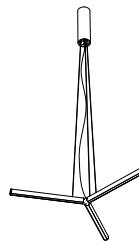
order code 2700K

white	T94H2DWLD
black	T94H2DZLD

order code 3000K

white	T94H1DWLD
black	T94H1DZLD

ypso L



lamp type	LED
colour temp.	2700K / 3000K
max. watt	19W
voltage	230V
lumen	815
class	1
gear	incorporated
length	580 mm
width	580 mm
height	25 (max 2500) mm

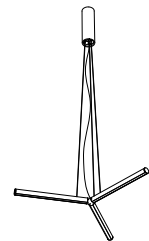
order code 2700K

white	T94H4DWL
black	T94H4DZL

order code 3000K

white	T94H3DWL
black	T94H3DZL

ypso L dim



lamp type	LED
colour temp.	2700K / 3000K
max. watt	19W
voltage	230V
dim	1-10V/PUSH
lumen	815
class	1
gear	incorporated
length	580 mm
width	580 mm
height	25 (max 2500) mm

order code 2700K

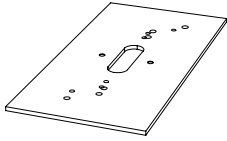
white	T94H4DWLD
black	T94H4DZLD

order code 3000K

white	T94H3DWLD
black	T94H3DZLD

accessories

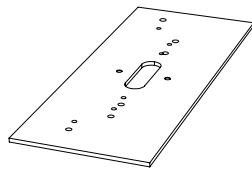
cover plate 100x200



order code

aluminium	TP20PAB
chrome	TP20PAP
white	TP20PWL
black	TP20PZL

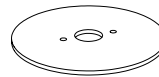
cover plate 100x250



order code

aluminium	TP21PAB
chrome	TP21PAP
white	TP21PWL
black	TP21PZL

cover plate Ø100




products

bang
rozetta

order code

aluminium	TP17PAB
chrome	TP17PAP
white	TP17PWL
black	TP17PZL

profile



length **max. 1970mm**

width **50mm**

height **40mm**

order code

aluminium	TP34PAB
chrome	-
white	TP34PWL
black	TP34PZL



designers




alain berteau




alain monnens



bart van houcke



beat karrer



david abad



david dolcini

glenn marys



jean-françois d'or



jos muller



michel vyvey



peter van de water



sylvain willenz







tossB Karveelstraat 2
8380 Zeebrugge
Belgium

info@tossB.com
www.tossB.com
+32 50 54 35 49

